



## CMF 2024-1 PLC

Report for Distribution dated Dec 16, 2024

Global Corporate Trust  
<http://pivot.usbank.com/>





## CMF 2024-1 PLC Monthly Investor Report

December 2024

<b>Analyst</b>  Eunice Odunlami eunice.odunlami@usbank.com +44 207 330 2384	<b>U.S. Bank Global Corporate Trust Address</b>  5th Floor 125 Old Broad Street London, EC2N 1AR	
<b>Distribution Date</b>  16-Dec-24	<b>U.S. Bank Global Corporate Trust Website</b>  <a href="https://pivot.usbank.com">https://pivot.usbank.com</a>	

General Information	Content
<b>Interest Payment Date:</b> 16-Dec-24	Deal Summary 2
<b>Prior Interest Payment Date:</b> 18-Nov-24	Deal Performance Summary - Last 4 IPD 3
<b>Next Interest Payment Date:</b> 16-Jan-25	Collateral Performance Graphs 4
<b>Distribution Count:</b> 6	Delinquencies Graphs 5
<b>Closing Date:</b> 30-May-24	Deal Counterparties 6
<b>Final Maturity Date:</b> 16-Feb-62	Note Distribution Detail 7
<b>Interest Determination Date:</b> 9-Dec-24	Note Interest Reconciliation - Accrual 8
<b>Next Interest Determination Date:</b> 9-Jan-25	Note Interest Reconciliation - Deferred 9
<b>Index:</b> Compounded Daily SONIA	Note Principal Reconciliation 10
<b>Currency:</b> GBP (£)	Ratings Information 11
	Cash Reconciliation 12
	Other Required Information 13
	Mortgage Principal Analysis 14
	Principal Deficiency Ledger 15
	Reserve Fund Ledger 16
	Triggers 17
	Portfolio Performance 18-19
	Collateral Report 20-21
	Prepayment Rate (CPR) 22
	Pre-Enforcement Revenue Priority of Payments 23-25
	Pre-Enforcement Redemption Priority of Payments 26
	Post-Enforcement Priority of Payments 27-28
	Swap Collateral Account Priority of Payments 29-30
	Portfolio Analysis 31-39



## CMF 2024-1 PLC Monthly Investor Report

December 2024

### Deal Summary

Notes	Original Principal Balance	Credit Enhancement on Closing	Fitch/Moody's Initial Ratings	Outstanding Principal Balance	Pool Factor	Current Credit Enhancement	Fitch/Moody's Current Ratings	Fitch/Moody's Watch
Class A Notes	300,000,000.00	10.08%	AAA    Aaa	283,576,600.73	0.945255	10.57%	AAA    Aaa	
Class Z Notes	29,050,000.00	1.25%	NR    NR	29,050,000.00	1.000000	1.27%	NR    NR	
Class X Notes	4,120,000.00	0.00%	NR    NR	1,630,717.99	0.395805	0.00%	NR    NR	
<b>Total</b>	<b>333,170,000.00</b>			<b>314,257,318.72</b>				



**CMF 2024-1 PLC**  
Monthly Investor Report

December 2024

**Deal Performance Summary - Last 4 IPD**

	Cut off	IPD 3	IPD 4	IPD 5	IPD 6
<b>Delinquencies</b>					
1-2 Months in Arrears		0.31%	0.54%	0.71%	0.56%
2-3 Months in Arrears		0.00%	0.00%	0.08%	0.27%
3-4 Months in Arrears		0.04%	0.00%	0.00%	0.00%
4+ Months in Arrears		0.00%	0.04%	0.04%	0.04%
<b>Excess Spread</b>					
Amount during Period		0.00	0.00	0.00	0.00
Percentage of Pool (Annualised)		0.00%	0.00%	0.00%	0.00%
<b>Constant Prepayment Rate (CPR)</b>					
Period		2.92%	8.23%	9.91%	18.10%
Since Cut off		2.76%	4.16%	5.35%	7.62%
<b>Principal Payment Rate (PPR)</b>					
Total Principal Payments in Period		1,352,022.27	2,858,297.53	3,320,247.47	5,791,252.90
Principal Cut off Balance	329,043,983.97	324,596,398.63	321,744,924.88	318,431,615.87	312,647,580.47
Percentage of Cut off Balance (%)		0.42%	0.89%	1.04%	1.85%
<b>Payment Rate</b>					
Percentage of Interest Due (%)		100.00%	100.00%	100.00%	100.00%
<b>Cumulative Losses</b>					
Percentage of Initial Principal Balance (%)		0.00%	0.00%	0.00%	0.00%

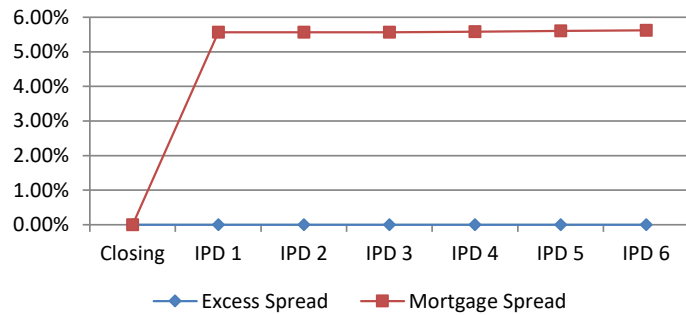


## CMF 2024-1 PLC Monthly Investor Report

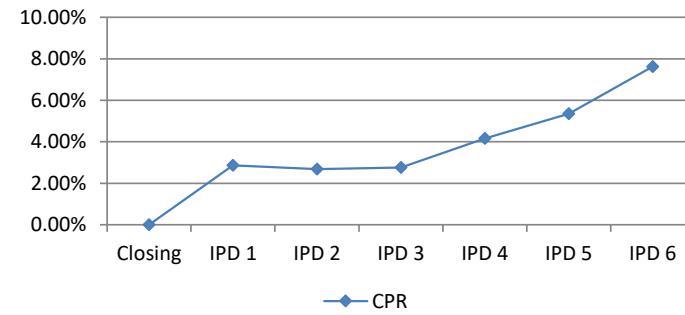
December 2024

### Collateral Performance Graphs

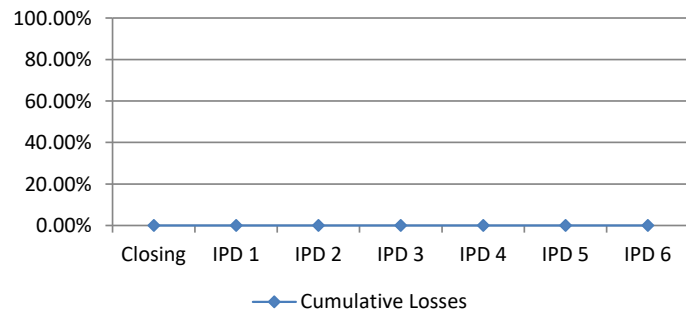
#### Mortgage Margin & Excess Spread



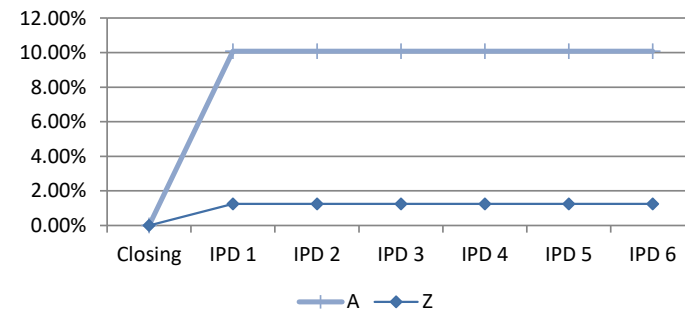
#### CPR (since issue)



#### Cumulative Losses



#### Credit Enhancement



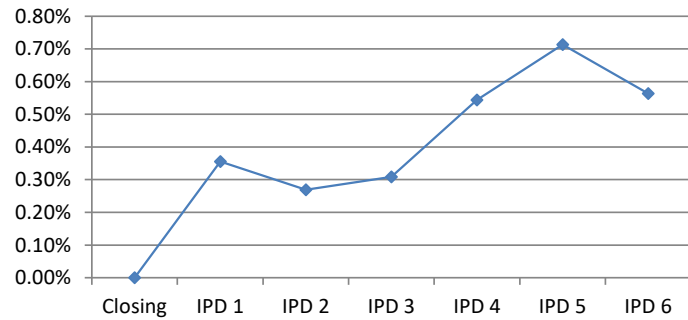


**CMF 2024-1 PLC**  
Monthly Investor Report

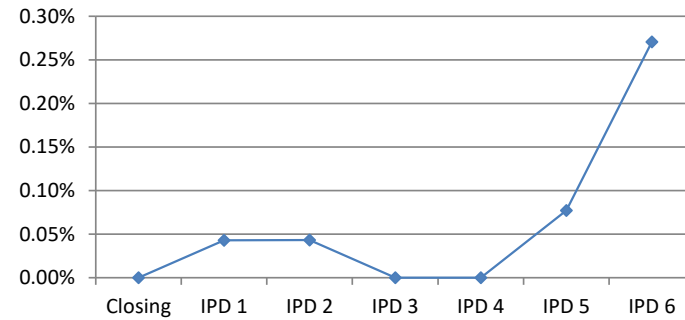
December 2024

**Delinquencies Graphs**

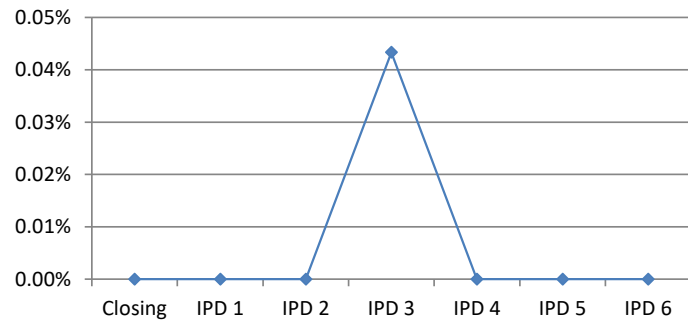
**Delinquencies (1-2 Months in Arrears)**



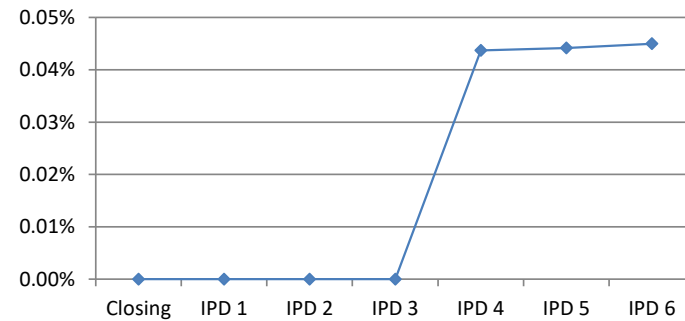
**Delinquencies (2-3 Months in Arrears)**



**Delinquencies (3-4 Months in Arrears)**



**Delinquencies (4+ Months in Arrears)**





## CMF 2024-1 PLC Monthly Investor Report

December 2024

Deal Counterparties		Moody's			Fitch			comments
Role	Counterparty	Long-Term	Short-Term	Rating Trigger	Long-Term	Short-Term	Rating Trigger	
Issuer	CMF 2024-1 PLC							
Holdings	CMF Holdings 2024-1 Limited							
Servicer	Charter Court Financial Services Limited							
Seller	Charter Court Financial Services Limited							
Cash Manager	U.S. Bank Global Corporate Trust Limited							
Swap Provider	Lloyds Bank Corporate Markets PLC	A1	P-1	A3	AA-	F1+	A/F1	
Issuer Account Bank	U.S. Bank Europe DAC United Kingdom Branch	A1	P-1	A3/P-1	A+	F1	A/F1	
Collection Account Bank	Barclays Bank PLC							
Security Trustee	U.S. Bank Trustees Limited							
Note Trustee	U.S. Bank Trustees Limited							
Principal Paying Agent	U.S. Bank Europe DAC United Kingdom Branch							
Agent Bank	U.S. Bank Europe DAC United Kingdom Branch							
Registrar	U.S. Bank Europe DAC United Kingdom Branch							
Corporate Services Provider	CSC Capital Markets UK Limited							
Back-Up Servicer Facilitator	CSC Capital Markets UK Limited							
Share Trustee	CSC Corporate Services (UK) Limited							
Arranger	Banco Santander, S.A.							
Joint Lead Manager	Merrill Lynch International							
Joint Lead Manager	Banco Santander, S.A.							
Joint Lead Manager	Deutsche Bank AG, London Branch;							

On the Closing Date, the Seller has undertaken to the Issuer and the Security Trustee that it will (subject to the provisos set out in the Mortgage Sale Agreement): (a) retain on an ongoing basis the Retained Interest in accordance with the Retention Requirements; (b) not sell, hedge or otherwise mitigate (and shall procure that none of its affiliates shall sell, hedge or otherwise mitigate) the credit risk under or associated with the Retained Interest except to the extent permitted under the UK Securitisation Regulation or the EU Securitisation; and (c) not change the manner or form in which it holds the Retained Interest.

As at the Closing Date, the UK Retention Requirement and EU Retention Requirement will each be satisfied by the Seller holding the first loss tranche and other tranches having the same or a more severe risk profile than those transferred or sold to investors, in this case, represented by the retention by the Seller of the Class Z Notes, (a) in accordance with Article 6(3)(d) of the UK Securitisation Regulation and (b) under the Transaction Documents in connection with Article 6(3)(d) of the EU Securitisation Regulation (as required for the purposes of Article 5(1)(d) of the EU Securitisation Regulation) as though Article 6 of the EU Securitisation Regulation applied to the transaction, not taking into account any relevant national measures (as contractual obligations only), but solely as such articles are interpreted and applied on the Closing Date. Any change to the manner in which such interest is held will be notified to Noteholders.



**CMF 2024-1 PLC**  
Monthly Investor Report

December 2024

**Note Distribution Detail**

Notes	ISIN / Common Code	Original Principal Balance	No. Of Notes	Beginning Principal Balance	Total Principal Distribution	Ending Principal Balance	Total Interest Distribution
Class A Notes	XS2813757171 / 281375717	300,000,000.00	3,000	289,367,853.63	5,791,252.90	283,576,600.73	1,178,251.99
Class Z Notes	XS2813757684 / 281375768	29,050,000.00	291	29,050,000.00	0.00	29,050,000.00	0.00
Class X Notes	XS2813757767 / 281375776	4,120,000.00	41	2,061,764.45	431,046.46	1,630,717.99	0.00
<b>Total</b>		<b>333,170,000.00</b>	<b>3,332</b>	<b>320,479,618.08</b>	<b>6,222,299.36</b>	<b>314,257,318.72</b>	<b>1,178,251.99</b>





**CMF 2024-1 PLC**  
Monthly Investor Report

December 2024

**Note Interest Reconciliation - Accrual**

Notes	ISIN / Common Code	Method	Days	Beginning Principal Balance	Rate of Interest	Total Interest Accrued	Other Interest	Total Interest Distribution
Class A Notes	XS2813757171 / 281375717	Actual/365 (Fixed)	28	289,367,853.63	5.30790%	1,178,251.99	0.00	1,178,251.99
Class Z Notes	XS2813757684 / 281375768	Actual/365 (Fixed)	28	29,050,000.00	0.00000%	0.00	0.00	0.00
Class X Notes	XS2813757767 / 281375776	Actual/365 (Fixed)	28	2,061,764.45	0.00000%	0.00	0.00	0.00
<b>Total</b>				<b>320,479,618.08</b>		<b>1,178,251.99</b>	<b>0.00</b>	<b>1,178,251.99</b>



**CMF 2024-1 PLC**  
Monthly Investor Report

December 2024

**Note Interest Reconciliation - Deferred**

Notes	ISIN / Common Code	Beginning Deferred Interest	Interest Accrued on Deferred Interest	Current Period Deferred Interest	Deferred Interest Payments	Ending Deferred Interest
Class A Notes	XS2813757171 / 281375717	0.00	0.00	0.00	0.00	0.00
Class Z Notes	XS2813757684 / 281375768	0.00	0.00	0.00	0.00	0.00
Class X Notes	XS2813757767 / 281375776	0.00	0.00	0.00	0.00	0.00
<b>Total</b>		<b>0.00</b>	<b>0.00</b>	<b>0.00</b>	<b>0.00</b>	<b>0.00</b>



**CMF 2024-1 PLC**  
Monthly Investor Report

December 2024

**Note Principal Reconciliation**

Notes	Beginning Principal Balance	Total Principal Distribution	Ending Principal Balance	--- Credit Support ---	
				Original (1)	Current (2)
Class A Notes	289,367,853.63	5,791,252.90	283,576,600.73	10.08%	10.57%
Class Z Notes	29,050,000.00	0.00	29,050,000.00	1.25%	1.27%
Class X Notes	2,061,764.45	431,046.46	1,630,717.99	0.00%	0.00%
<b>Total</b>	<b>320,479,618.08</b>	<b>6,222,299.36</b>	<b>314,257,318.72</b>		

(1) Determined as follows: Original Principal Balance of all subordinate classes/Total Original Principal Balance

(2) Determined as follows: Ending Principal Balance of all subordinate classes/Total Ending Principal Balance



**CMF 2024-1 PLC**  
Monthly Investor Report

December 2024

**Ratings Information**

Notes	ISIN / Common Code	--- Original Ratings ---		--- Ratings Change / Change Date <sup>1</sup> ---	
		Fitch	Moody's	Fitch	Moody's
Class A Notes	XS2813757171 / 281375717	AAA	Aaa		
Class Z Notes	XS2813757684 / 281375768	NR	NR		
Class X Notes	XS2813757767 / 281375776	NR	NR		

<sup>1</sup> Changed ratings provided on this report are based on information provided by the applicable rating agency via electronic transmission. It shall be understood that this transmission will generally have been provided to U.S. Bank Trustees Limited within 30 days of the payment date listed on this statement. Because ratings may have changed during the 30 day window, or may not be being provided by the rating agency in an electronic format and therefore not being updated on this report, U.S. Bank Trustees Limited recommends that investors obtain current rating information directly from the rating agency.



**CMF 2024-1 PLC**  
Monthly Investor Report

December 2024

**Cash Reconciliation**

Available Collections	Distributions
<b>Available Revenue Receipts</b>	<b>Amounts Distributed by the Issuer</b>
(a) Revenue Receipts	(see Other Required Information page for further detail)
(b) Interest accrued on the Issuer Accounts	<b>Amounts Distributed by the Issuer</b>
(c) Amounts received under the Swap Agreement	<b>1,085,183.38</b>
(d) Debit from the General Reserve Fund	<b>Distributions to Noteholders</b>
(e) Debit from the General Reserve Fund	Interest Distribution
(f) Reconciliation Amounts deemed to be Available Revenue Receipts	Principal Distribution
(g) Item (o) of the Pre-Enforcement Revenue Priority of Payments;	<b>Distributions to Noteholders</b>
(h) Optional Purchase Price	<b>7,400,551.35</b>
(i) Other net income excluding Redemption Receipts	<b>Other Distributions</b>
(j) Available Revenue Receipts in accordance with item (d) of the Pre-Enforcement	Credit to the Issuer Profit Ledger
(k) Deposit Account Excess	Credit to the General Reserve Fund
<b>Less</b>	Credit to the Principal Deficiency Ledger
(l) Third Party Amounts	Enhanced Amortisation Amounts
(m) Tax Amounts	Item (o) of the Pre-Enforcement Revenue Priority of Payments
(n) Collection Account Overdraft Remedy	Deferred Consideration
<b>Plus</b>	Item (a) of the Pre-Enforcement Redemption Priority of Payments
General Reserve Fund Release Amount to cover a Revenue Deficit	Item (d) of the Pre-Enforcement Redemption Priority of Payments
Principal Addition Amounts to cover a Senior Expenses Deficit	<b>Other Distributions</b>
<b>Available Revenue Receipts</b>	<b>100.00</b>
<b>2,694,581.83</b>	
<b>Available Redemption Receipts</b>	
(a) Redemption Receipts	
(b) Principal Deficiency Ledger	
(c) Enhanced Amortisation Amounts	
(d) Reconciliation Amounts deemed to be Available Redemption Receipts	
<b>Available Redemption Receipts</b>	
<b>5,791,252.90</b>	
<b>Total Available Collections</b>	<b>Total Distributions</b>
<b>8,485,834.73</b>	<b>8,485,834.73</b>



**CMF 2024-1 PLC**  
Monthly Investor Report

December 2024

---

**Other Required Information**

---

**Amounts Distributed by the Issuer**

Note Trustee Fee	0.00
Security Trustee Fee	0.00
Agent Bank, Registrar and Paying Agent Fee	0.00
Cash Manager Fee	0.00
Servicer Fee	65,654.94
Back-Up Servicer Facilitator Fee	0.00
Corporate Services Provider Fee	0.00
Account Bank Fee	0.00
Collection Account Bank Fee	0.00
Repository and Website Provider Fee	0.00
Third Party Fees	0.00
Transfer Costs	0.00
Amount to Swap Counterparty	1,019,528.44
<b>Amounts Distributed by the Issuer</b>	<b><u>1,085,183.38</u></b>



**CMF 2024-1 PLC**  
Monthly Investor Report

December 2024

**Mortgage Principal Analysis**

	<b>Current Period</b>	<b>Since Issue</b>
Opening mortgage principal balance - close		329,043,983.97
Opening mortgage principal balance - current	318,431,615.87	
<b>Total opening mortgage principal balance</b>	<b><u>318,431,615.87</u></b>	<b><u>329,043,983.97</u></b>
Unscheduled payments (Redemptions)	5,267,287.97	12,662,556.86
Scheduled payments	523,964.93	3,754,826.38
Principal Losses	0.00	0.00
Principal Recoveries	0.00	0.00
Principal Introduced	7,217.50	20,979.74
<b>Closing mortgage principal balance</b>	<b><u>312,647,580.47</u></b>	<b><u>312,647,580.47</u></b>



**CMF 2024-1 PLC**  
Monthly Investor Report

December 2024

**Principal Deficiency Ledger**

Current Period Principal Deficiency

	<u>Beginning PDL Balance</u>	<u>Deficiency Allocation</u>	<u>PDL Repayment</u>	<u>Ending PDL Balance</u>
Class Z Notes PDL	0.00	0.00	0.00	0.00
Class A Notes PDL	0.00	0.00	0.00	0.00
<b>Total</b>	<b>0.00</b>	<b>0.00</b>	<b>0.00</b>	<b>0.00</b>





**CMF 2024-1 PLC**  
Monthly Investor Report

December 2024

**Reserve Fund Ledger**

		<u>Credits</u>	<u>Debits</u>
<b><u>Issuer Profit Ledger</u></b>			
Original Issuer Profit Amount	0.00		
Issuer Profit Amount as at Close / Previous IPD	500.00		
Issuer Profit Amount per Current IPD	100.00		
Top ups on IPD		100.00	
Drawings			0.00
<b>Closing Balance</b>	<b><u><u>600.00</u></u></b>		
<b><u>General Reserve Fund</u></b>			
Original General Reserve Fund Amount	4,113,125.00		
General Reserve Fund Amount as at Close / Previous IPD	4,021,726.26		
General Reserve Fund Required Amount per Current IPD	3,980,223.17		
Top ups on IPD		0.00	
Drawings			41,503.09
<b>Closing Balance</b>	<b><u><u>3,980,223.17</u></u></b>		



## CMF 2024-1 PLC Monthly Investor Report

December 2024

### Triggers

<u>Event of Default</u>	<u>Breach (Y/N)</u>
(a) subject to Condition 17 (Subordination by Deferral), if default is made in the payment of any principal or interest due in respect of the Notes and the default continues for:	No
(b) if the Issuer fails to perform or observe any of its other obligations under these Conditions or any Transaction Document to which it is a party and the failure continues for a period of 15 days (or such longer period as the Note Trustee may permit) (except that in any case where the Note Trustee considers the failure to be incapable of remedy, then no continuation or notice as is aforementioned will be required) following the service by the Note Trustee on the Issuer of notice requiring the same to be remedied; or	No
(c) if any representation or warranty made by the Issuer under any Transaction Document is incorrect when made and the matters giving rise to such misrepresentation are not remedied within a period of 15 days (or such longer period as the Note Trustee may permit) (except that in any case where the Note Trustee considers the matters giving rise to such misrepresentation to be incapable of remedy, then no continuation or notice as is hereinafter mentioned will be required) following the service by the Note Trustee on the Issuer of notice requiring the same to be remedied; or	No
(d) if any order is made by any competent court or any resolution is passed for the winding up or dissolution of the Issuer, save for the purposes of reorganisation on terms approved in writing by the Note Trustee or by Extraordinary Resolution of the Noteholders; or	No
(e) if (i) the Issuer ceases or threatens to cease to carry on the whole or a substantial part of its business, save for the purposes of reorganisation on terms approved in writing by the Note Trustee or by Extraordinary Resolution of the Noteholders, or (ii) the Issuer stops or threatens to stop payment of, or is unable to, or admits inability to, pay its debts (or any class of its debts) as they fall due or the value of its assets falls to less than the amount of its liabilities (taking into account its contingent and prospective liabilities) or (iii) the Issuer is deemed unable to pay its debts pursuant to or for the purposes of any applicable law or is adjudicated or found bankrupt or insolvent; or	No
(f) if proceedings are initiated against the Issuer under any applicable liquidation, insolvency, composition, reorganisation or other similar laws or an application is made (or documents filed with a court) for the appointment of an administrative or other receiver, manager, administrator or other similar official, or an administrative or other receiver, manager, administrator or other similar official is appointed, in relation to the Issuer or, as the case may be, in relation to the whole or any part of the undertaking or assets of the Issuer, and in any such case (other than the appointment of an administrator or an administrative receiver appointed following presentation of a petition for an administration order), unless initiated by the Issuer, is not discharged within 30 days; or	No
(g) if the Issuer (or its directors or shareholders) initiates or consents to judicial proceedings relating to itself under any applicable liquidation, insolvency, composition, reorganisation or other similar laws or makes a conveyance or assignment for the benefit of, or enters into any composition or other arrangement with, its creditors generally (or any class of its creditors) or takes steps with a view to obtaining a moratorium in respect of any of its indebtedness or any meeting is convened to consider a proposal for an arrangement or composition with its creditors generally (or any class of its creditors).	No



## CMF 2024-1 PLC Monthly Investor Report

December 2024

### Portfolio Performance

As at: 30/11/2024

	This Period				Last Period			
	No.	Balance	Arrears	%	No.	Balance	Arrears	%
<b>Total</b>								
No. of Loans Paying => Monthly CMS	1,592	307,868,865.70	5,829.05	98.47%	1,628	315,400,969.45	6,969.00	99.05%
No. of Loans Paying => 75% Monthly CMS	1	289,889.50	883.77	0.09%	0	0.00	0.00	0.00%
No. of Loans Paying < 75% Monthly CMS	2	300,828.23	3,309.68	0.10%	1	378,609.14	3,206.35	0.12%
No. of Loans That Made No Payment	19	4,187,997.04	21,324.45	1.34%	13	2,652,037.28	21,004.48	0.83%
<b>Total</b>	<b>1,614</b>	<b>312,647,580.47</b>	<b>31,346.95</b>	<b>100.00%</b>	<b>1,642</b>	<b>318,431,615.87</b>	<b>31,179.83</b>	<b>100.00%</b>
% Original Principal Balance				<b>93.40%</b>				<b>95.69%</b>
% Outstanding Principal Balance				<b>98.47%</b>				<b>99.05%</b>
<b>1 to 2 Months</b>								
No. of Loans Paying => Monthly CMS	1	173,517.38	1,126.61	0.06%	4	561,824.19	3,198.18	0.18%
No. of Loans Paying => 75% Monthly CMS	0	0.00	0.00	0.00%	0	0.00	0.00	0.00%
No. of Loans Paying < 75% Monthly CMS	2	300,828.23	3,309.68	0.10%	0	0.00	0.00	0.00%
No. of Loans That Made No Payment	7	1,287,836.58	8,683.04	0.41%	9	1,709,507.85	11,057.61	0.54%
<b>Total</b>	<b>10</b>	<b>1,762,182.19</b>	<b>13,119.33</b>	<b>0.56%</b>	<b>13</b>	<b>2,271,332.04</b>	<b>14,255.79</b>	<b>0.71%</b>
% Original Principal Balance				<b>0.53%</b>				<b>0.69%</b>
% Outstanding Principal Balance				<b>0.56%</b>				<b>0.71%</b>
<b>2 to 3 Months</b>								
No. of Loans Paying => Monthly CMS	1	245,292.11	2,976.34	0.08%	0	0.00	0.00	0.00%
No. of Loans Paying => 75% Monthly CMS	0	0.00	0.00	0.00%	0	0.00	0.00	0.00%
No. of Loans Paying < 75% Monthly CMS	0	0.00	0.00	0.00%	0	0.00	0.00	0.00%
No. of Loans That Made No Payment	3	600,628.72	6,634.74	0.19%	1	245,292.11	2,976.34	0.08%
<b>Total</b>	<b>4</b>	<b>845,920.83</b>	<b>9,611.08</b>	<b>0.27%</b>	<b>1</b>	<b>245,292.11</b>	<b>2,976.34</b>	<b>0.08%</b>
% Original Principal Balance				<b>0.26%</b>				<b>0.07%</b>
% Outstanding Principal Balance				<b>0.27%</b>				<b>0.08%</b>



**CMF 2024-1 PLC**  
Monthly Investor Report

December 2024

**Portfolio Performance**

As at: 30/11/2024

	This Period				Last Period			
	No.	Balance	Arrears	%	No.	Balance	Arrears	%
<b>3 to 4 Months</b>								
No. of Loans Paying => Monthly CMS	0	0.00	0.00	0.00%	0	0.00	0.00	0.00%
No. of Loans Paying => 75% Monthly CMS	0	0.00	0.00	0.00%	0	0.00	0.00	0.00%
No. of Loans Paying < 75% Monthly CMS	0	0.00	0.00	0.00%	0	0.00	0.00	0.00%
No. of Loans That Made No Payment	0	0.00	0.00	0.00%	0	0.00	0.00	0.00%
<b>Total</b>	<b>0</b>	<b>0.00</b>	<b>0.00</b>	<b>0.00%</b>	<b>0</b>	<b>0.00</b>	<b>0.00</b>	<b>0.00%</b>
% Original Principal Balance				<b>0.00%</b>				<b>0.00%</b>
% Outstanding Principal Balance				<b>0.00%</b>				<b>0.00%</b>
<b>4+ Months</b>								
No. of Loans Paying => Monthly CMS	0	0.00	0.00	0.00%	0	0.00	0.00	0.00%
No. of Loans Paying => 75% Monthly CMS	0	0.00	0.00	0.00%	0	0.00	0.00	0.00%
No. of Loans Paying < 75% Monthly CMS	0	0.00	0.00	0.00%	0	0.00	0.00	0.00%
No. of Loans That Made No Payment	1	140,583.06	5,222.76	0.04%	1	140,583.06	4,352.30	0.04%
<b>Total</b>	<b>1</b>	<b>140,583.06</b>	<b>5,222.76</b>	<b>0.04%</b>	<b>1</b>	<b>140,583.06</b>	<b>4,352.30</b>	<b>0.04%</b>
% Original Principal Balance				<b>0.04%</b>				<b>0.04%</b>
% Outstanding Principal Balance				<b>0.04%</b>				<b>0.04%</b>

NB: The Administrator does not report Days in Arrears but Month in Arrears as referred to by the deal documentation



**CMF 2024-1 PLC**  
Monthly Investor Report

December 2024

**Collateral Report**

As at: 30/11/2024

	<u>At Close</u>	<u>This Period</u>	<u>Last Period</u>
Original Principal Balance as at close	329,043,983.97		
Total Original Number of Loans	1,685		
Outstanding Principal Balance as at prior month end		312,647,580.47	318,431,615.87
Total Current Number of Loans		1,614	1,642
Total number of performing loans		1,599	1,627
Total value of performing loans		309,898,894.39	315,774,408.66
Total number of 3+ months		1	1
Total value of 3+ months		140,583.06	140,583.06
Percentage 3+ months on Original Balance		0.04%	0.04%
Percentage 3+ months on Outstanding Balance		0.04%	0.04%
Total Value of Arrears Cases		2,748,686.08	2,657,207.21
Total Number of Arrears Cases		15	15
% Original Principal Balance		0.83%	0.81%
% Outstanding Principal Balance		0.88%	0.83%



**CMF 2024-1 PLC**  
Monthly Investor Report

December 2024

**Collateral Report**

As at: 30/11/2024

	<u>This Period</u>	<u>Last Period</u>
<b>REPOSSESSIONS</b>		
Number of Repossessions this Period	0	0
Repossessions Cured	0	0
Total Number of Properties Unsold	0	0
Principal Balance Unsold	0.00	0.00
Principal Balance Cured	0.00	0.00
% Original Principal Balance	0.00%	0.00%
%Outstanding Principal Balance	0.00%	0.00%

	<u>This Period</u>	<u>Last Period</u>
	<u>Current Balance</u>	<u>Current Balance</u>
<b>SALES OF REPOSSESSIONS</b>		
Total Number of Repossessions Sold since close	0	0
Total Value of Property Sold	0.00	0.00
Value of Properties Repossessed this period	0.00	0.00
Cumulative Value of Properties Repossessed since close	0.00	0.00
Number of Properties sold this period	0	0
Value of Properties sold this period	0.00	0.00
Cumulative Loss on Sale	0.00	0.00
Cumulative Loss on Sale % of Original Principal Balance	0.00%	0.00%
Cumulative Redemption Shortfalls incurred	0.00	0.00
Period Losses	0.00	0.00
Cumulative Losses	0.00	0.00



## CMF 2024-1 PLC Monthly Investor Report

December 2024

### Prepayment Rate (CPR)

	This Period	Last Period
<p><b>Average Constant Prepayment Rate (CPR) Since Issue with Calculation</b></p> <p>Average CPR speed is the amount expressed as an annualised percentage of principal prepaid in excess of scheduled repayments. The average CPR speed is calculated by first dividing the Current Residential Mortgage Loan Principal Balance (i.e. the actual balance) by the Scheduled Residential Mortgage Loan Principal Balance assuming no prepayments have been made (i.e. only scheduled repayments have been made). The quotient is then raised to a power whereby the exponent is the quantity twelve divided by the number of months since issue. Subtract this result from one then multiply it by one hundred (100) to determine the Average CPR speed.</p> <p>The calculation is expressed as follows: <math display="block">CPR_{Avg} = 100 \times \left[ 1 - \left( \frac{\text{Current Residential Mortgage Loan Principal Balance}}{\text{Scheduled Residential Mortgage Loan Principal Balance}} \right)^{\frac{12}{\text{months since}}} \right]</math></p>	7.62%	5.35%
<p><b>1 Month Periodical Constant Prepayment Rate (CPR) with Calculation (Annualised)</b></p> <p>Annualised Periodical CPR speed is the amount expressed as a periodical percentage of principal prepaid in excess of scheduled repayments. The Periodical CPR speed is calculated by first dividing the Current Residential Mortgage Loan Principal Balance (i.e. the actual balance) by the Scheduled Residential Mortgage Loan Principal Balance in the period assuming no prepayments have been made (i.e. only scheduled repayments have been made). This quotient is then raised to a power whereby the exponent is the quantity twelve divided by the number of months in the period. Subtract this result from the one then multiply it by one hundred (100) to determined the Periodical CPR speed.</p> <p>The calculation is expressed as follows: <math display="block">\text{Periodical CPR} = 100 \times \left[ 1 - \left( \frac{\text{Current Residential Mortgage Loan Principal Balance}}{\text{Scheduled Residential Mortgage Loan Principal Balance}} \right)^{\frac{12}{\text{months in period}}} \right]</math></p>	18.10%	9.91%
<p><b>12 Month Periodical Constant Prepayment Rate (CPR) with Calculation (Annualised)</b></p> <p>Annualised Periodical CPR speed is the amount expressed as a periodical percentage of principal prepaid in excess of scheduled repayments. The Periodical CPR speed is calculated by first dividing the Current Residential Mortgage Loan Principal Balance (i.e. the actual balance) by the Scheduled Residential Mortgage Loan Principal Balance in the period assuming no prepayments have been made (i.e. only scheduled repayments have been made). This quotient is then raised to a power whereby the exponent is the quantity twelve divided by the number of months in the period. Subtract this result from the one then multiply it by one hundred (100) to determined the Periodical CPR speed.</p> <p>The calculation is expressed as follows: <math display="block">\text{Periodical CPR} = 100 \times \left[ 1 - \left( \frac{\text{Current Residential Mortgage Loan Principal Balance}}{\text{Scheduled Residential Mortgage Loan Principal Balance}} \right)^{\frac{12}{\text{months in period}}} \right]</math></p>	n.a.	n.a.



**CMF 2024-1 PLC**  
Monthly Investor Report

December 2024

<b>Pre-Enforcement Revenue Priority of Payments</b>		
<u>Available Revenue Receipts</u>	<b>This IPD</b>	<b>Last IPD</b>
	<b>2,694,581.83</b>	<b>2,975,823.94</b>
(a) first, in or towards satisfaction, pro rata and pari passu, according to the respective amounts thereof of:		
(i) any fees, costs, charges, Liabilities, expenses and all other amounts then due to the Note Trustee and any Appointee under the provisions of the Trust Deed and the other Transaction Documents together with (if payable) VAT thereon as provided therein; and	0.00	0.00
(ii) any fees, costs, charges, Liabilities, expenses and all other amounts then due to the Security Trustee and any Appointee under the provisions of the Deed of Charge and the other Transaction Documents together with (if payable) VAT thereon as provided therein;	0.00	0.00
(b) second, in or towards satisfaction, pro rata and pari passu, according to the respective amounts thereof (in each case without double counting) of:		
(i) any remuneration then due and payable to the Agent Bank, the Registrar and the Paying Agents and any fees, costs, charges, Liabilities and expenses then due to them under the provisions of the Agency Agreement, together with (if payable) VAT thereon as provided therein;	0.00	0.00
(ii) any amounts then due and payable to the Cash Manager and any fees, costs, charges, Liabilities and expenses then due under the provisions of the Cash Management Agreement, together with VAT (if payable) thereon as provided therein;	0.00	0.00
(iii) any amounts then due and payable to the Servicer and any fees (including the Servicer Fee), costs, charges, Liabilities and expenses then due under the provisions of the Servicing Agreement, together with VAT (if payable) thereon as provided therein;	65,654.94	55,512.89
(iv) any amounts then due and payable to the Back-Up Servicer Facilitator and any fees, costs, charges, Liabilities and expenses then due under the provisions of the Servicing Agreement, together with (if payable) VAT thereon as provided therein;	0.00	0.00
(v) any amounts then due and payable to the Corporate Services Provider and any fees, costs, charges, Liabilities and expenses then due under the provisions of the Corporate Services Agreement, together with (if payable) VAT thereon as provided therein;	0.00	0.00
(vi) any amounts then due and payable to the Issuer Account Bank and the Custodian and any fees, costs, charges, Liabilities and expenses then due under the provisions of the Bank Account Agreement and of the Custody Agreement, together with (if applicable) VAT thereon as provided therein;	0.00	0.00
(vii) any amounts then due and payable to the Collection Account Bank and any fees, costs, charges, Liabilities and expenses then due under the provisions of the Collection Account Agreement, together with (if applicable) VAT thereon as provided therein; and	0.00	0.00
(viii) if applicable, the fees, costs, liabilities and expenses of the securitisation repository or any other third party website provider;	0.00	0.00





**CMF 2024-1 PLC**  
Monthly Investor Report

December 2024

**Pre-Enforcement Revenue Priority of Payments**

(c) third, in or towards satisfaction pro rata and pari passu according to the respective amounts thereof:		
(i) any amounts due and payable by the Issuer to third parties and incurred without breach by the Issuer of the Transaction Documents to which it is a party (and for which payment has not been provided for elsewhere) and any amounts required to pay or discharge any liability of the Issuer for corporation tax of the Issuer (but only to the extent not capable of being satisfied out of amounts retained by the Issuer under item (e) below); and	0.00	0.00
(ii) any Transfer Costs which the Servicer has failed to pay pursuant to clause 21.6 (Transfer of Servicing) of the Servicing Agreement;	0.00	0.00
(d) fourth, to provide for amounts due on the relevant Swap Payment Date, to pay, in or towards satisfaction of any amounts due to the Swap Provider in respect of the Swap Agreement (including any termination payment due and payable by the Issuer to the extent it is not satisfied by the payment by the Issuer to the Swap Provider of any Replacement Swap Premium or from the Swap Collateral Account Priority of Payments but excluding, if applicable, any related Hedge Subordinated Amounts);	1,019,528.44	1,230,682.39
(e) fifth, to pay the Issuer an amount equal to £100 to be retained by the Issuer as profit in respect of the business of the Issuer (the Issuer Profit Amount);	100.00	100.00
(f) sixth, to provide for amounts due on the relevant Interest Payment Date, to pay, pro rata and pari passu, interest due and payable on the Class A Notes;	1,178,251.99	1,463,360.31
(g) seventh, (so long as the Class A Notes remain outstanding following such Interest Payment Date), to credit the Class A Principal Deficiency Sub-Ledger in an amount sufficient to eliminate any debit thereon (such amounts to be applied in repayment of principal as Available Redemption Receipts);	0.00	0.00
(h) eighth, to credit the General Reserve Fund Ledger up to the General Reserve Fund Required Amount;	0.00	0.00
(i) ninth, (so long as the Class Z Notes remain outstanding following such Interest Payment Date), to credit the Class Z Principal Deficiency Sub-Ledger in an amount sufficient to eliminate any debit thereon (such amounts to be applied in repayment of principal as Available Redemption Receipts);	0.00	0.00
(j) tenth, to provide for amounts due on the relevant Interest Payment Date, to pay, pro rata and pari passu, interest due and payable on the Class Z Notes;	0.00	0.00
(k) eleventh, to provide for amounts due on the relevant Interest Payment Date, to pay in accordance with the terms of the Swap Agreement to the Swap Provider in respect of any Hedge Subordinated Amounts (to the extent not satisfied by payment to the Swap Provider by the Issuer of any applicable Replacement Swap Premium or from the Swap Collateral Account Priority of Payments);	0.00	0.00
(l) twelfth, on any Interest Payment Date occurring on or after the Optional Redemption Date or on or after the Final Redemption Date an amount equal to the lesser of: (i) all remaining amounts (if any); and (ii) the amount required by the Issuer to pay in full all amounts payable under items (a) to (c) (inclusive) of the Pre-Enforcement Redemption Priority of Payments, less any Available Redemption Receipts (other than item (c) of the definition thereof) otherwise available to the Issuer, to be applied as Available Redemption Receipts;	0.00	0.00



**CMF 2024-1 PLC**  
Monthly Investor Report

December 2024

**Pre-Enforcement Revenue Priority of Payments**

(m) thirteenth, to provide for amounts due on the relevant Interest Payment Date, to pay, pro rata and pari passu, interest due and payable on the Class X Notes;	0.00	0.00
(n) fourteenth, to provide for amounts due on the relevant Interest Payment Date, to pay, pro rata and pari passu, principal due and payable on the Class X Notes until the Principal Amount Outstanding on the Class X Notes has been reduced to zero;	431,046.46	226,168.35
(o) fifteenth, on any Interest Payment Date falling within a Determination Period, all remaining amounts to be credited to the Deposit Account to be applied on the next Interest Payment Date as Available Revenue Receipts; and	0.00	0.00
(p) sixteenth, to pay Deferred Consideration to the Seller.	0.00	0.00
<b>Total paid</b>	<u><u>2,694,581.83</u></u>	<u><u>2,975,823.94</u></u>



**CMF 2024-1 PLC**  
Monthly Investor Report

December 2024

<b>Pre-Enforcement Redemption Priority of Payments</b>		
	<b>This IPD</b>	<b>Last IPD</b>
<b><u>Available Redemption Receipts</u></b>	<b>5,791,252.90</b>	<b>3,320,247.47</b>
(a) first, any Principal Addition Amounts to be applied to meet any Senior Expenses Deficit;	0.00	0.00
(b) second, in or towards repayment, pro rata and pari passu, of principal amounts outstanding on the Class A Notes until the Principal Amount Outstanding on the Class A Notes has been reduced to zero;	5,791,252.90	3,320,247.47
(c) third, in or towards repayment, pro rata and pari passu, of principal amounts outstanding on the Class Z Notes until the Principal Amount Outstanding on the Class Z Notes has been reduced to zero; and	0.00	0.00
(d) fourth, any excess amounts as Available Revenue Receipts.	0.00	0.00
<b>Total paid</b>	<b><u>5,791,252.90</u></b>	<b><u>3,320,247.47</u></b>



**CMF 2024-1 PLC**  
Monthly Investor Report

December 2024

Post-Enforcement Priority of Payments		
<u>Available Receipts</u>	This IPD	Last IPD
	0.00	0.00
(a) first, in or towards satisfaction, pro rata and pari passu, according to the respective amounts thereof of:		
(i) any fees, costs, charges, Liabilities, expenses and all other amounts then due and payable to the Note Trustee, the Receiver and any Appointee under the provisions of the Trust Deed and the other Transaction Documents, together with (if payable) VAT thereon as provided therein; and	0.00	0.00
(ii) any fees, costs, charges, Liabilities, expenses and all other amounts then due and payable to the Security Trustee, the Receiver and any Appointee under the provisions of the Deed of Charge and the other Transaction Documents, together with (if payable) VAT thereon as provided therein;	0.00	0.00
(b) second, in or towards satisfaction, pro rata and pari passu, according to the respective amounts thereof of:		
(i) any remuneration then due and payable to the Agent Bank, the Registrar and the Paying Agents and any costs, charges, Liabilities and expenses then due and payable to them under the provisions of the Agency Agreement, together with (if payable) VAT thereon as provided therein;	0.00	0.00
(ii) any amounts then due and payable to the Cash Manager and any fees, costs, charges, Liabilities and expenses then due under the provisions of the Cash Management Agreement, together with VAT (if payable) thereon as provided therein;	0.00	0.00
(iii) any amounts then due and payable to the Servicer and any fees (including the Servicer Fee), costs, charges, Liabilities and expenses then due under the provisions of the Servicing Agreement, together with VAT (if payable) as provided therein;	0.00	0.00
(iv) any amounts then due and payable to the Back-Up Servicer Facilitator and any fees, costs, charges, Liabilities and expenses then due under the provisions of the Servicing Agreement, together with (if payable) VAT thereon as provided therein;	0.00	0.00
(v) any amounts then due and payable to the Corporate Services Provider and any fees, costs, charges, Liabilities and expenses then due and payable to the Corporate Services Provider under the provisions of the Corporate Services Agreement, together with (if payable) VAT thereon as provided therein;	0.00	0.00
(vi) any amounts then due and payable to the Issuer Account Bank and the Custodian and any fees, costs, charges, Liabilities and expenses then due and payable to the Issuer Account Bank and the Custodian under the provisions of the Bank Account Agreement and of the Custody Agreement, together with (if payable) VAT thereon as provided therein;	0.00	0.00
(vii) any amounts then due and payable to the Collection Account Bank and any fees, costs, charges, Liabilities and expenses then due and payable to the Collection Account Bank under the provisions of the Collection Account Agreement, together with (if payable) VAT thereon as provided therein; and	0.00	0.00
(viii) if applicable, the fees, costs, liabilities and expenses of the securitisation repository or any other third party website provider;	0.00	0.00



**CMF 2024-1 PLC**  
Monthly Investor Report

December 2024

**Post-Enforcement Priority of Payments**

<ul style="list-style-type: none"> <li>(c) third, to pay in or towards satisfaction of any amounts due to the Swap Provider in respect of the Swap Agreement (including any termination payment due and payable by the Issuer to the extent it is not satisfied by any payments by the Issuer to the Swap Provider under the Swap Collateral Account Priority of Payments but excluding, if applicable, any related Hedge Subordinated Amounts);</li> <li>(d) fourth, to pay, pro rata and pari passu, according to the respective outstanding amounts thereof, interest and principal due and payable on the Class A Notes until the Principal Amount Outstanding on the Class A Notes has been reduced to zero;</li> <li>(e) fifth, to pay in accordance with the terms of the Swap Agreement to the Swap Provider in respect of any Hedge Subordinated Amounts (to the extent not satisfied by payment to the Swap Provider by the Issuer of any applicable amount under the Swap Collateral Account Priority of Payments);</li> <li>(f) sixth, to pay, pro rata and pari passu, according to the respective outstanding amounts thereof, interest and principal due and payable on the Class X Notes until the Principal Amount Outstanding on the Class X Notes has been reduced to zero;</li> <li>(g) seventh, to pay, pro rata and pari passu, according to the respective outstanding amounts thereof, interest and principal due and payable on the Class Z Notes until the Principal Amount Outstanding on the Class Z Notes has been reduced to zero;</li> <li>(h) eighth, to pay the Issuer Profit Amount; and</li> <li>(i) ninth, to pay Deferred Consideration to the Seller.</li> </ul>	<p>0.00</p> <p>0.00</p> <p>0.00</p> <p>0.00</p> <p>0.00</p> <p>0.00</p> <p>0.00</p> <p>0.00</p> <p>0.00</p>	<p>0.00</p> <p>0.00</p> <p>0.00</p> <p>0.00</p> <p>0.00</p> <p>0.00</p> <p>0.00</p> <p>0.00</p>				
<b>Total paid</b>	<table border="1" style="border-collapse: collapse; width: 100%;"> <tr> <td align="center">0.00</td> <td align="center">0.00</td> </tr> </table>	0.00	0.00	<table border="1" style="border-collapse: collapse; width: 100%;"> <tr> <td align="center">0.00</td> <td align="center">0.00</td> </tr> </table>	0.00	0.00
0.00	0.00					
0.00	0.00					



**CMF 2024-1 PLC**  
 Monthly Investor Report

December 2024

**Swap Collateral Account Priority of Payments**

<u>Amounts and securities standing to the credit of each Swap Collateral Account</u>	<b>This IPD</b>	<b>Last IPD</b>
	<b>0.00</b>	<b>0.00</b>
(a) to pay an amount equal to any Swap Tax Credits received by the Issuer to the relevant Swap Provider;	0.00	0.00
(b) prior to the designation of an Early Termination Date (as defined in the Swap Agreement, the Early Termination Date) in respect of the Swap Agreement, solely in or towards payment or discharge of any Return Amounts (as defined in the Swap Credit Support Annex), Interest Amounts and Distributions (as defined in the Swap Credit Support Annex), on any day, directly to the Swap Provider;	0.00	0.00
(c) following the designation of an Early Termination Date in respect of the Swap Agreement where (A) such Early Termination Date has been designated following a Swap Provider Default or Swap Provider Downgrade Event and (B) the Issuer enters into a Replacement Swap Agreement in respect of the Swap Agreement on or around the Early Termination Date of the Swap Agreement, on the later of the day on which such Replacement Swap Agreement is entered into, the day on which a termination payment (if any) payable to the Issuer has been received and the day on which a Replacement Swap Premium (if any) payable to the Issuer has been received, in the following order of priority:		
(i) first, in or towards payment of a Replacement Swap Premium (if any) payable by the Issuer to a replacement swap provider in order to enter into a Replacement Swap Agreement with the Issuer with respect to the Swap Agreement being terminated;	0.00	0.00
(ii) second, in or towards payment of any termination payment due to the outgoing Swap Provider; and	0.00	0.00
(iii) third, the surplus (if any) on such day to be transferred to the Deposit Account to be applied as Available Revenue Receipts;	0.00	0.00
(d) following the designation of an Early Termination Date in respect of the Swap Agreement where: (A) such Early Termination Date has been designated otherwise than as a result of one of the events specified at item (c)(A) above, and (B) the Issuer enters into a Replacement Swap Agreement in respect of the Swap Agreement on or around the Early Termination Date of the Swap Agreement, on the later of the day on which such Replacement Swap Agreement is entered into, the day on which a termination payment (if any) payable to the Issuer has been received and the day on which a Replacement Swap Premium (if any) payable to the Issuer has been received, in the following order of priority:		
(i) first, in or towards payment of any termination payment due to the outgoing Swap Provider;	0.00	0.00
(ii) second, in or towards payment of a Replacement Swap Premium (if any) payable by the Issuer to a replacement swap provider in order to enter into a Replacement Swap Agreement with the Issuer with respect to the Swap Agreement being terminated; and	0.00	0.00
(iii) third, any surplus on such day to be transferred to the Deposit Account to be applied as Available Revenue Receipts;	0.00	0.00
(e) following the designation of an Early Termination Date in respect of the Swap Agreement for any reason where the Issuer does not enter into a Replacement Swap Agreement in respect of the Swap Agreement on or around the Early Termination Date of the Swap Agreement and, on the date on which the relevant payment is due, in or towards payment of any termination payment due to the outgoing Swap Provider; and	0.00	0.00



**CMF 2024-1 PLC**  
Monthly Investor Report

December 2024

**Swap Collateral Account Priority of Payments**

(f) following payments of amounts due pursuant to item (e) above, if amounts remain standing to the credit of a Swap Collateral Account, such amounts may be applied only in accordance with the following provisions:		
(i) first, in or towards payment of a Replacement Swap Premium (if any) payable by the Issuer to a replacement swap provider in order to enter into a Replacement Swap Agreement with the Issuer with respect to the Swap Agreement; and	0.00	0.00
(ii) second, any surplus remaining after payment of such Replacement Swap Premium to be transferred to the Deposit Account to be applied as Available Revenue Receipts,	0.00	0.00
<b>Total paid</b>	<b>0.00</b>	<b>0</b>



**CMF 2024-1 PLC**  
Monthly Investor Report

December 2024

**Portfolio Analysis**

Current Balance	Current Balance	Current Balance (%)	Number of Accounts	Number of Accounts (%)
0 <=x< 75,000	5,589,497.07	1.78%	100	6.20%
75,000 <=x< 100,000	10,628,315.90	3.39%	121	7.50%
100,000 <=x< 125,000	19,935,364.76	6.36%	176	10.90%
125,000 <=x< 150,000	26,343,741.33	8.41%	192	11.90%
150,000 <=x< 175,000	33,149,908.44	10.58%	204	12.64%
175,000 <=x< 200,000	35,489,888.94	11.33%	189	11.71%
200,000 <=x< 225,000	29,721,311.65	9.49%	140	8.67%
225,000 <=x< 250,000	30,840,661.48	9.84%	130	8.05%
250,000 <=x< 275,000	24,836,692.59	7.93%	95	5.89%
275,000 <=x< 300,000	16,943,471.00	5.41%	59	3.66%
300,000 <=x< 325,000	18,693,344.65	5.97%	60	3.72%
325,000 <=x< 350,000	13,457,805.89	4.30%	40	2.48%
350,000 <=x< 375,000	11,849,802.15	3.78%	33	2.04%
375,000 <=x	35,833,011.22	11.44%	75	4.65%
<b>Total</b>	<b>313,312,817.07</b>	<b>100.00%</b>	<b>1,614</b>	<b>100.00%</b>

Original Balance	Current Balance	Current Balance (%)	Number of Accounts	Number of Accounts (%)
0 <=x< 75,000	4,103,807.12	1.31%	79	4.89%
75,000 <=x< 100,000	8,810,954.17	2.81%	106	6.57%
100,000 <=x< 125,000	17,231,945.66	5.50%	160	9.91%
125,000 <=x< 150,000	24,368,057.68	7.78%	187	11.59%
150,000 <=x< 175,000	31,805,520.50	10.15%	205	12.70%
175,000 <=x< 200,000	31,762,154.37	10.14%	176	10.90%
200,000 <=x< 225,000	31,419,677.36	10.03%	156	9.67%
225,000 <=x< 250,000	28,833,981.54	9.20%	127	7.87%
250,000 <=x< 275,000	28,203,850.00	9.00%	113	7.00%
275,000 <=x< 300,000	19,509,290.11	6.23%	71	4.40%
300,000 <=x< 325,000	16,512,165.45	5.27%	55	3.41%
325,000 <=x< 350,000	16,500,490.57	5.27%	51	3.16%
350,000 <=x< 375,000	12,903,905.05	4.12%	37	2.29%
375,000 <=x	41,347,017.49	13.20%	91	5.64%
<b>Total</b>	<b>313,312,817.07</b>	<b>100.00%</b>	<b>1,614</b>	<b>100.00%</b>





**CMF 2024-1 PLC**  
Monthly Investor Report

December 2024

**Portfolio Analysis**

<b>Original LTV</b>	<b>Current Balance</b>	<b>Current Balance (%)</b>	<b>Number of Accounts</b>	<b>Number of Accounts (%)</b>
0 <=x< 70%	128,229,482.51	40.93%	710	43.99%
70% <=x< 75%	52,097,220.74	16.63%	251	15.55%
75% <=x< 80%	90,849,506.73	29.00%	459	28.44%
80% <=x< 85%	35,346,975.80	11.28%	163	10.10%
85% <=x< 90%	6,789,631.29	2.17%	31	1.92%
90% <=x< 95%	0.00	0.00%	0	0.00%
95% <=x	0.00	0.00%	0	0.00%
<b>Total</b>	<b>313,312,817.07</b>	<b>100.00%</b>	<b>1,614</b>	<b>100.00%</b>

<b>Current LTV</b>	<b>Current Balance</b>	<b>Current Balance (%)</b>	<b>Number of Accounts</b>	<b>Number of Accounts (%)</b>
0 <=x< 70%	168,270,046.14	53.71%	923	57.19%
70% <=x< 75%	89,868,001.64	28.68%	439	27.20%
75% <=x< 80%	29,605,760.85	9.45%	137	8.49%
80% <=x< 85%	25,071,532.73	8.00%	112	6.94%
85% <=x< 90%	497,475.71	0.16%	3	0.19%
90% <=x< 95%	0.00	0.00%	0	0.00%
95% <=x< 100%	0.00	0.00%	0	0.00%
100% <=x< 105%	0.00	0.00%	0	0.00%
105% <=x	0.00	0.00%	0	0.00%
<b>Total</b>	<b>313,312,817.07</b>	<b>100.00%</b>	<b>1,614</b>	<b>100.00%</b>



**CMF 2024-1 PLC**  
Monthly Investor Report

December 2024

**Portfolio Analysis**

<b>Origination Year</b>	<b>Current Balance</b>	<b>Current Balance (%)</b>	<b>Number of Accounts</b>	<b>Number of Accounts (%)</b>
2016	521,365.61	0.17%	4	0.25%
2017	5,918,049.77	1.89%	36	2.23%
2018	5,561,006.76	1.77%	36	2.23%
2019	3,646,054.80	1.16%	23	1.43%
2020	19,772,518.94	6.31%	109	6.75%
2021	47,325,397.74	15.10%	251	15.55%
2022	45,782,674.05	14.61%	240	14.87%
2023	163,302,109.65	52.12%	815	50.50%
2024	21,483,639.75	6.86%	100	6.20%
<b>Total</b>	<b>313,312,817.07</b>	<b>100.00%</b>	<b>1,614</b>	<b>100.00%</b>

<b>Original Term (years)</b>	<b>Current Balance</b>	<b>Current Balance (%)</b>	<b>Number of Accounts</b>	<b>Number of Accounts (%)</b>
0 <=x< 15	27,301,144.28	8.71%	155	9.60%
15 <=x< 17	15,294,652.04	4.88%	96	5.95%
17 <=x< 19	16,367,545.26	5.22%	93	5.76%
19 <=x< 21	22,905,529.47	7.31%	119	7.37%
21 <=x< 23	14,959,535.50	4.77%	74	4.58%
23 <=x< 25	20,112,332.68	6.42%	95	5.89%
25 <=x< 27	27,996,795.16	8.94%	139	8.61%
27 <=x< 29	20,228,065.53	6.46%	95	5.89%
29 <=x	148,147,217.15	47.28%	748	46.34%
<b>Total</b>	<b>313,312,817.07</b>	<b>100.00%</b>	<b>1,614</b>	<b>100.00%</b>



**CMF 2024-1 PLC**  
Monthly Investor Report

December 2024

**Portfolio Analysis**

Remaining Term (years)	Current Balance	Current Balance (%)	Number of Accounts	Number of Accounts (%)
0 <=x< 5	1,631,889.70	0.52%	12	0.74%
5 <=x< 8	6,174,552.43	1.97%	34	2.11%
8 <=x< 11	12,922,901.28	4.12%	71	4.40%
11 <=x< 14	17,608,452.99	5.62%	115	7.13%
14 <=x< 17	23,694,918.98	7.56%	132	8.18%
17 <=x< 20	30,723,223.65	9.81%	164	10.16%
20 <=x< 23	34,411,064.52	10.98%	159	9.85%
23 <=x< 26	39,968,011.20	12.76%	193	11.96%
26 <=x	146,177,802.32	46.66%	734	45.48%
<b>Total</b>	<b>313,312,817.07</b>	<b>100.00%</b>	<b>1,614</b>	<b>100.00%</b>

Repayment Type	Current Balance	Current Balance (%)	Number of Accounts	Number of Accounts (%)
Repayment	277,499,603.32	88.57%	1,483	91.88%
Interest Only	27,783,742.43	8.87%	106	6.57%
Part & Part	8,029,471.32	2.56%	25	1.55%
<b>Total</b>	<b>313,312,817.07</b>	<b>100.00%</b>	<b>1,614</b>	<b>100.00%</b>

Current Interest	Current Balance	Current Balance (%)	Number of Accounts	Number of Accounts (%)
0.00% <=x< 2.50%	0.00	0.00%	0	0.00%
2.50% <=x< 3.00%	0.00	0.00%	0	0.00%
3.00% <=x< 3.25%	0.00	0.00%	0	0.00%
3.25% <=x< 3.50%	2,690,285.37	0.86%	12	0.74%
3.50% <=x< 3.75%	8,852,815.83	2.83%	54	3.35%
3.75% <=x< 4.00%	45,050,449.44	14.38%	242	14.99%
4.00% <=x< 4.25%	14,150,306.35	4.52%	65	4.03%
4.25% <=x< 4.50%	11,289,487.37	3.60%	62	3.84%
4.50% <=x< 4.75%	4,318,693.03	1.38%	23	1.43%
4.75% <=x< 5.00%	1,754,101.33	0.56%	10	0.62%
5.00% <=x	225,206,678.35	71.88%	1,146	71.00%
<b>Total</b>	<b>313,312,817.07</b>	<b>100.00%</b>	<b>1,614</b>	<b>100.00%</b>



**CMF 2024-1 PLC**  
Monthly Investor Report

December 2024

**Portfolio Analysis**

<b>Current Margin Over Releva</b>	<b>Current Balance</b>	<b>Current Balance (%)</b>	<b>Number of Accounts</b>	<b>Number of Accounts (%)</b>
0.00% <=x< 2.50%	0.00	0.00%	0	0.00%
2.50% <=x< 3.00%	0.00	0.00%	0	0.00%
3.00% <=x< 3.25%	0.00	0.00%	0	0.00%
3.25% <=x< 3.50%	2,690,285.37	0.86%	12	0.74%
3.50% <=x< 3.75%	8,852,815.83	2.83%	54	3.35%
3.75% <=x< 4.00%	45,050,449.44	14.38%	242	14.99%
4.00% <=x< 4.25%	14,150,306.35	4.52%	65	4.03%
4.25% <=x< 4.50%	12,445,671.53	3.97%	69	4.28%
4.50% <=x< 4.75%	5,295,357.87	1.69%	27	1.67%
4.75% <=x< 5.00%	2,224,109.27	0.71%	14	0.87%
5.00% <=x	222,603,821.41	71.05%	1,131	70.07%
<b>Total</b>	<b>313,312,817.07</b>	<b>100.00%</b>	<b>1,614</b>	<b>100.00%</b>

<b>Interest Rate Index</b>	<b>Current Balance</b>	<b>Current Balance (%)</b>	<b>Number of Accounts</b>	<b>Number of Accounts (%)</b>
BBR	312,848,935.57	99.85%	1,610	99.75%
Other	463,881.50	0.15%	4	0.25%
<b>Total</b>	<b>313,312,817.07</b>	<b>100.00%</b>	<b>1,614</b>	<b>100.00%</b>

<b>Loan Purpose</b>	<b>Current Balance</b>	<b>Current Balance (%)</b>	<b>Number of Accounts</b>	<b>Number of Accounts (%)</b>
Purchase	216,731,627.61	69.17%	1,100	68.15%
Re-Mortgage	96,581,189.46	30.83%	514	31.85%
Right to Buy	0.00	0.00%	0	0.00%
<b>Total</b>	<b>313,312,817.07</b>	<b>100.00%</b>	<b>1,614</b>	<b>100.00%</b>

<b>Buy-To-Let</b>	<b>Current Balance</b>	<b>Current Balance (%)</b>	<b>Number of Accounts</b>	<b>Number of Accounts (%)</b>
Yes	0.00	0.00%	0	0.00%
No	313,312,817.07	100.00%	1,614	100.00%
<b>Total</b>	<b>313,312,817.07</b>	<b>100.00%</b>	<b>1,614</b>	<b>100.00%</b>



**CMF 2024-1 PLC**  
Monthly Investor Report

December 2024

**Portfolio Analysis**

Arrears Multiple	Current Balance	Current Balance (%)	Number of Accounts	Number of Accounts (%)
x <=0	309,282,672.23	98.71%	1,593	98.70%
0 <x< 1	1,256,584.34	0.40%	6	0.37%
1 <=x< 2	1,773,305.00	0.57%	10	0.62%
2 <=x<3	854,382.28	0.27%	4	0.25%
3 <=x	145,873.22	0.05%	1	0.06%
<b>Total</b>	<b>313,312,817.07</b>	<b>100.00%</b>	<b>1,614</b>	<b>100.00%</b>

Self-Certified Product	Current Balance	Current Balance (%)	Number of Accounts	Number of Accounts (%)
Yes	0.00	0.00%	0	0.00%
No	313,312,817.07	100.00%	1,614	100.00%
No Data	0.00	0.00%	0	0.00%
<b>Total</b>	<b>313,312,817.07</b>	<b>100.00%</b>	<b>1,614</b>	<b>100.00%</b>

First-time Buyer	Current Balance	Current Balance (%)	Number of Accounts	Number of Accounts (%)
Yes	126,220,648.82	40.29%	670	41.51%
No	187,092,168.25	59.71%	944	58.49%
<b>Total</b>	<b>313,312,817.07</b>	<b>100.00%</b>	<b>1,614</b>	<b>100.00%</b>

Region	Current Balance	Current Balance (%)	Number of Accounts	Number of Accounts (%)
East	50,912,440.14	16.25%	220	13.63%
East Midlands	25,564,939.16	8.16%	142	8.80%
London	31,409,544.31	10.02%	123	7.62%
North East	14,129,686.30	4.51%	101	6.26%
North West	31,759,516.84	10.14%	201	12.45%
Scotland	0.00	0.00%	0	0.00%
South East	67,026,738.52	21.39%	284	17.60%
South West	27,368,170.47	8.74%	141	8.74%
Wales	12,088,526.84	3.86%	83	5.14%
West Midlands	29,039,117.74	9.27%	162	10.04%
Yorkshire and the Humber	24,014,136.75	7.66%	157	9.73%
<b>Total</b>	<b>313,312,817.07</b>	<b>100.00%</b>	<b>1,614</b>	<b>100.00%</b>



**CMF 2024-1 PLC**  
Monthly Investor Report

December 2024

**Portfolio Analysis**

<b>Year Built</b>	<b>Current Balance</b>	<b>Current Balance (%)</b>	<b>Number of Accounts</b>	<b>Number of Accounts (%)</b>
x< 1900	14,983,095.53	4.78%	70	4.34%
1900 <=x< 1920	20,743,474.09	6.62%	126	7.81%
1920 <=x< 1940	42,524,761.65	13.57%	200	12.39%
1940 <=x< 1960	20,631,303.46	6.58%	115	7.13%
1960 <=x< 1980	46,965,902.32	14.99%	255	15.80%
1980 <=x< 2000	30,171,651.87	9.63%	161	9.98%
2000 <=x< 2002	2,755,922.47	0.88%	16	0.99%
2002 <=x< 2004	1,354,461.18	0.43%	7	0.43%
2004 <=x< 2006	4,060,933.11	1.30%	19	1.18%
2006 <=x<=2013	129,121,311.39	41.21%	645	39.96%
<b>Total</b>	<b>313,312,817.07</b>	<b>100.00%</b>	<b>1,614</b>	<b>100.00%</b>

<b>Seasoning (years)</b>	<b>Current Balance</b>	<b>Current Balance (%)</b>	<b>Number of Accounts</b>	<b>Number of Accounts (%)</b>
0 <=x< 5	297,998,707.29	95.11%	1,518	94.05%
5 <=x< 6	4,151,111.69	1.32%	25	1.55%
6 <=x< 7	5,269,165.58	1.68%	35	2.17%
7 <=x	5,893,832.51	1.88%	36	2.23%
<b>Total</b>	<b>313,312,817.07</b>	<b>100.00%</b>	<b>1,614</b>	<b>100.00%</b>

<b>Employment Type</b>	<b>Current Balance</b>	<b>Current Balance (%)</b>	<b>Number of Accounts</b>	<b>Number of Accounts (%)</b>
Self Employed	107,521,022.13	34.32%	501	31.04%
Employed	205,791,794.94	65.68%	1,113	68.96%
Other	0.00	0.00%	0	0.00%
<b>Total</b>	<b>313,312,817.07</b>	<b>100.00%</b>	<b>1,614</b>	<b>100.00%</b>

<b>Seasoning (years)</b>	<b>Current Balance</b>	<b>Current Balance (%)</b>	<b>Number of Accounts</b>	<b>Number of Accounts (%)</b>
0 <=x< 5	297,998,707.29	95.11%	1,518	94.05%
5 <=x< 6	4,151,111.69	1.32%	25	1.55%
6 <=x< 7	5,269,165.58	1.68%	35	2.17%
7 <=x	5,893,832.51	1.88%	36	2.23%
<b>Total</b>	<b>313,312,817.07</b>	<b>100.00%</b>	<b>1,614</b>	<b>100.00%</b>



**CMF 2024-1 PLC**  
Monthly Investor Report

December 2024

**Portfolio Analysis**

<b>Valuation Type</b>	<b>Current Balance</b>	<b>Current Balance (%)</b>	<b>Number of Accounts</b>	<b>Number of Accounts (%)</b>
Full, Internal and External	313,312,817.07	100.00%	1,614	100.00%
Other	0.00	0.00%	0	0.00%
<b>Total</b>	<b>313,312,817.07</b>	<b>100.00%</b>	<b>1,614</b>	<b>100.00%</b>



**CMF 2024-1 PLC**  
Monthly Investor Report

December 2024

**Portfolio Analysis**

Date	11/30/2024	Weighted Average Seasoning (yrs)	2.20
Current Balance	313,312,817.07	Weighted Average Remaining Maturity (yrs)	24.08
Number of Accounts	1,614	Buy To Let	0.00
Average Loan Balance	194,122	Interest Only	27,783,742.43
Maximum Loan Balance	778,415.82	Weighted Average Original LTV	66.71%
Weighted Average Interest Rate	5.68%	Weighted Average Current LTV	64.13%
Weighted Average Mortgage Margin	5.62%		





DISCLAIMER

*U.S. Bank Global Corporate Trust Limited is a limited company registered in England and Wales having the registration number 05521133 and a registered address of 125 Old Broad Street, Fifth Floor, London, EC2N 1AR. U.S. Bank Global Corporate Trust Limited, Dublin Branch is registered in Ireland with the Companies Registration Office under Reg. No. 909340 with its registered office at Block F1, Cherrywood Business Park, Cherrywood, Dublin 18, Ireland D18 W2X7. U.S. Bank Global Corporate Trust Limited is a Trust Corporation and not a banking institution and is not authorised to carry on banking business in the United Kingdom, Ireland or any other jurisdiction.*