



PMF 2024-2 PLC

Report for Distribution dated Feb 17, 2025

Global Corporate Trust
<http://pivot.usbank.com/>





PMF 2024-2 PLC
Monthly Investor Report

February 2025

Analyst

Enrico Prenza
enrico.prenza@usbank.com
+44 207 330 2220

U.S. Bank Global Corporate Trust Address

5th Floor
125 Old Broad Street
London, EC2N 1AR

Distribution Date

17-Feb-25

U.S. Bank Global Corporate Trust Website

<https://pivot.usbank.com>

| General Information | | Content | |
|--|------------------------|---|-------|
| Interest Payment Date: | 17-Feb-25 | Deal Summary | 2 |
| Prior Interest Payment Date: | 16-Jan-25 | Deal Performance Summary - Last 4 IPD | 3 |
| Next Interest Payment Date: | 17-Mar-25 | Collateral Performance Graphs | 4 |
| Distribution Count: | 2 | Delinquencies Graphs | 5 |
| Closing Date: | 12-Dec-24 | Deal Counterparties | 6 |
| Final Maturity Date: | 16-Jan-60 | Note Distribution Detail | 7 |
| Interest Determination Date: | 10-Feb-25 | Note Interest Reconciliation - Accrual | 8 |
| Next Interest Determination Date: | 10-Mar-25 | Note Interest Reconciliation - Deferred | 9 |
| Index: | Compounded Daily SONIA | Note Principal Reconciliation | 10 |
| Currency: | GBP (£) | Ratings Information | 11 |
| | | Cash Reconciliation | 12 |
| | | Other Required Information | 13 |
| | | Mortgage Principal Analysis | 14 |
| | | Principal Deficiency Ledger | 15 |
| | | Reserve Fund Ledger | 16 |
| | | Triggers | 17 |
| | | Portfolio Performance | 18-19 |
| | | Collateral Report | 20-21 |
| | | Prepayment Rate (CPR) | 22 |
| | | Pre-Enforcement Revenue Priority of Payments | 23-25 |
| | | Pre-Enforcement Redemption Priority of Payments | 26 |
| | | Swap Collateral Account Priority of Payments | 27-28 |
| | | Post-Enforcement Priority of Payments | 29-31 |
| | | Portfolio Analysis | 32-39 |



PMF 2024-2 PLC
Monthly Investor Report

February 2025

Deal Summary

| Notes | Original Principal Balance | Credit Enhancement on Closing | Moody's/DBRS Initial Ratings | | Outstanding Principal Balance | Pool Factor | Current Credit Enhancement | Moody's/DBRS Current Ratings | | Moody's/DBRS Watch | |
|---------------------------|----------------------------|-------------------------------|------------------------------|-----------|-------------------------------|-------------|----------------------------|------------------------------|-----------|--------------------|------|
| Class A Notes | 1,113,148,000.00 | 12.25% | Aaa | AAA | 1,109,340,733.24 | 0.996580 | 12.29% | Aaa | AAA | | |
| Class B Notes | 56,283,000.00 | 7.75% | Aa3 | AA(high) | 56,283,000.00 | 1.000000 | 7.77% | Aa3 | AA(high) | | |
| Class C Notes | 37,522,000.00 | 4.75% | A2 | A(high) | 37,522,000.00 | 1.000000 | 4.76% | A2 | A(high) | | |
| Class D Notes | 31,268,000.00 | 2.25% | Baa2 | BBB(high) | 31,268,000.00 | 1.000000 | 2.26% | Baa2 | BBB(high) | | |
| Class E Notes | 12,506,000.00 | 1.25% | Ba1 | BBB | 12,506,000.00 | 1.000000 | 1.25% | Ba1 | BBB | | |
| Class X Notes | 12,507,000.00 | 0.00% | Ba3 | BBB(high) | 8,860,135.82 | 0.708414 | 0.00% | Ba3 | BBB(high) | | |
| RC1 Residual Certificates | n.a. | n.a. | n.a. | n.a. | n.a. | n.a. | n.a. | n.a. | n.a. | n.a. | n.a. |
| RC2 Residual Certificates | n.a. | n.a. | n.a. | n.a. | n.a. | n.a. | n.a. | n.a. | n.a. | n.a. | n.a. |
| Total | 1,263,234,000.00 | | | | 1,255,779,869.06 | | | | | | |



PMF 2024-2 PLC
Monthly Investor Report

February 2025

Deal Performance Summary - Last 4 IPD

| | Cut off | IPD 1 | IPD 2 | IPD 3 | IPD 4 |
|---|------------------|------------------|------------------|-------|-------|
| Delinquencies | | | | | |
| 1-2 Months in Arrears | | 0.19% | 0.16% | | |
| 2-3 Months in Arrears | | 0.00% | 0.00% | | |
| 3-4 Months in Arrears | | 0.00% | 0.00% | | |
| 4+ Months in Arrears | | 0.00% | 0.00% | | |
| Excess Spread | | | | | |
| Amount during Period | | 0.00 | 0.00 | | |
| Percentage of Pool (Annualised) | | 0.00% | 0.00% | | |
| Constant Prepayment Rate (CPR) | | | | | |
| Period | | 2.96% | 0.15% | | |
| Since Cut off | | 2.96% | 1.57% | | |
| Principal Payment Rate (PPR) | | | | | |
| Total Principal Payments in Period | | 3,476,294.92 | 330,971.84 | | |
| Principal Cut off Balance | 1,252,158,701.41 | 1,248,682,406.49 | 1,248,351,434.65 | | |
| Percentage of Cut off Balance (%) | | 0.28% | 0.03% | | |
| Payment Rate | | | | | |
| Percentage of Interest Due (%) | | 100.00% | 100.00% | | |
| Cumulative Losses | | | | | |
| Percentage of Initial Principal Balance (%) | | 0.00% | 0.00% | | |

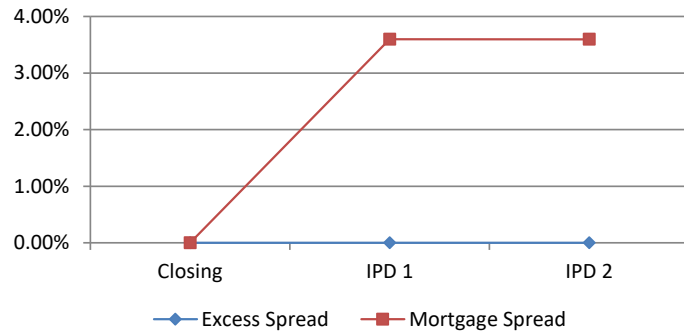


PMF 2024-2 PLC
Monthly Investor Report

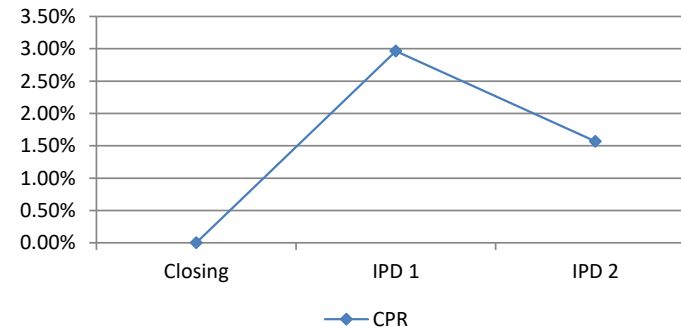
February 2025

Collateral Performance Graphs

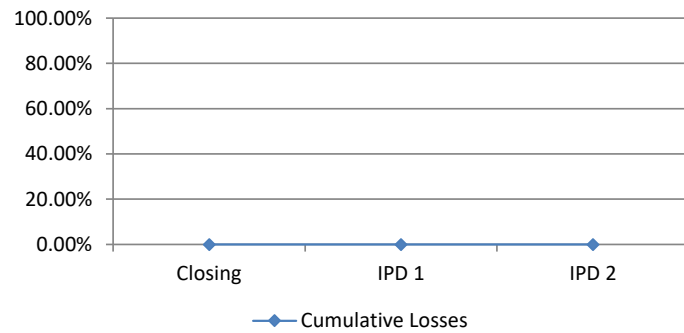
Mortgage Margin & Excess Spread



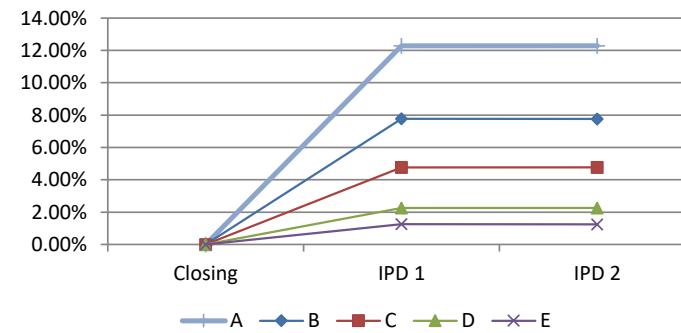
CPR (since issue)



Cumulative Losses



Credit Enhancement



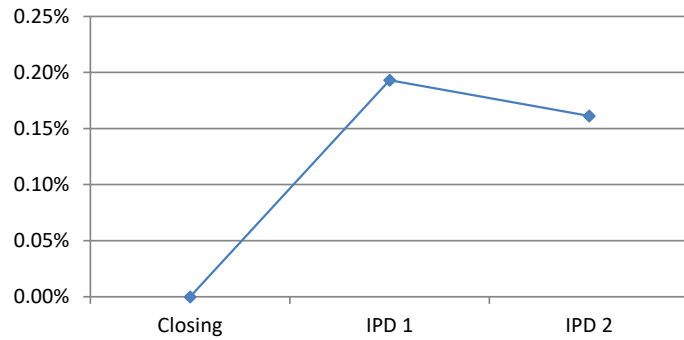


PMF 2024-2 PLC
Monthly Investor Report

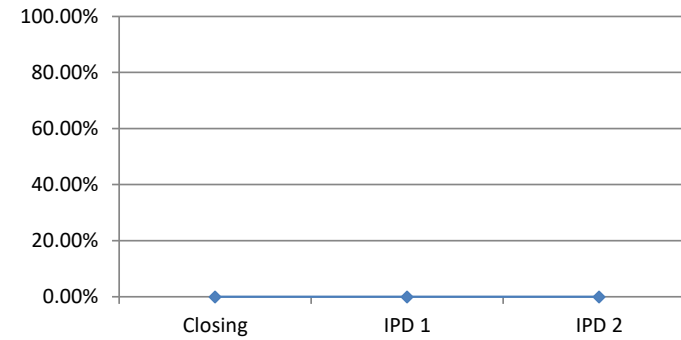
February 2025

Delinquencies Graphs

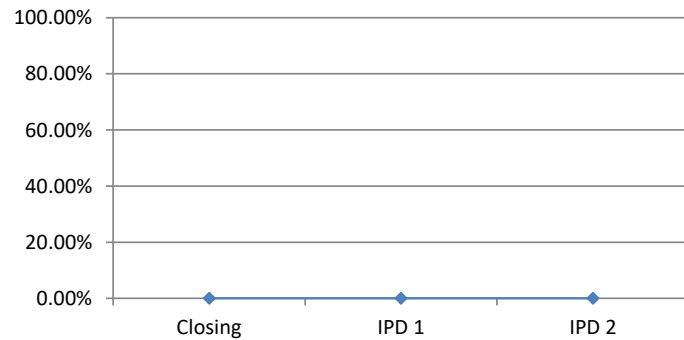
Delinquencies (1-2 Months in Arrears)



Delinquencies (2-3 Months in Arrears)



Delinquencies (3-4 Months in Arrears)



Delinquencies (4+ Months in Arrears)





PMF 2024-2 PLC
Monthly Investor Report

February 2025

Deal Counterparties

| Role | Counterparty | Moody's | | | DBRS | | | comments |
|------------------------------|--|-----------|------------|----------------|-----------|------------|----------------|----------|
| | | Long-Term | Short-Term | Rating Trigger | Long-Term | Short-Term | Rating Trigger | |
| Issuer | PMF 2024-2 PLC | | | | | | | |
| Holdings | PMF Holdings 2024-2 Limited | | | | | | | |
| Servicer | Charter Court Financial Services Limited | | | | | | | |
| Seller | Charter Court Financial Services Limited | | | | | | | |
| Cash Manager | U.S. Bank Global Corporate Trust Limited | | | | | | | |
| Swap Provider | Banco Santander, S.A. | | | A3 | | | | A (low) |
| Issuer Account Bank | U.S. Bank Europe DAC, UK Branch | A2 | P-1 | A3/P-1 | | | | A (low) |
| Collection Account Bank | Barclays Bank PLC | | | | | | | |
| Security Trustee | U.S. Bank Trustees Limited | | | | | | | |
| Note Trustee | U.S. Bank Trustees Limited | | | | | | | |
| Principal Paying Agent | U.S. Bank Europe DAC, UK Branch | | | | | | | |
| Agent Bank | U.S. Bank Europe DAC, UK Branch | | | | | | | |
| Registrar | U.S. Bank Europe DAC, UK Branch | | | | | | | |
| Corporate Services Provider | CSC Capital Markets UK Limited | | | | | | | |
| Back-Up Servicer Facilitator | CSC Capital Markets UK Limited | | | | | | | |
| Share Trustee | CSC Corporate Services (UK) Limited | | | | | | | |
| Arranger | Merrill Lynch International | | | | | | | |
| Lead Manager | Merrill Lynch International | | | | | | | |



PMF 2024-2 PLC
Monthly Investor Report

February 2025

Note Distribution Detail

| Notes | ISIN / Common Code | Original Principal Balance | No. Of Notes | Beginning Principal Balance | Total Principal Distribution | Ending Principal Balance | Total Interest Distribution |
|---------------------------|--------------------------|----------------------------|---------------|-----------------------------|------------------------------|--------------------------|-----------------------------|
| Class A Notes | XS2949623289 / 294962328 | 1,113,148,000.00 | 11,131 | 1,109,671,705.08 | 330,971.84 | 1,109,340,733.24 | 5,330,412.92 |
| Class B Notes | XS2949623362 / 294962336 | 56,283,000.00 | 563 | 56,283,000.00 | 0.00 | 56,283,000.00 | 285,163.91 |
| Class C Notes | XS2949623446 / 294962344 | 37,522,000.00 | 375 | 37,522,000.00 | 0.00 | 37,522,000.00 | 199,978.07 |
| Class D Notes | XS2949623529 / 294962352 | 31,268,000.00 | 313 | 31,268,000.00 | 0.00 | 31,268,000.00 | 180,353.13 |
| Class E Notes | XS2949623792 / 294962379 | 12,506,000.00 | 125 | 12,506,000.00 | 0.00 | 12,506,000.00 | 89,676.99 |
| Class X Notes | XS2949623875 / 294962387 | 12,507,000.00 | 125 | 9,083,460.11 | 223,324.29 | 8,860,135.82 | 69,116.71 |
| RC1 Residual Certificates | n.a. | n.a. | n.a. | n.a. | n.a. | n.a. | 0.00 |
| RC2 Residual Certificates | n.a. | n.a. | n.a. | n.a. | n.a. | n.a. | 0.00 |
| Total | | 1,263,234,000.00 | 12,632 | 1,256,334,165.19 | 554,296.13 | 1,255,779,869.06 | 6,154,701.73 |



PMF 2024-2 PLC
Monthly Investor Report

February 2025

Note Interest Reconciliation - Accrual

| Notes | ISIN / Common Code | Method | Days | Beginning Principal Balance | Rate of Interest | Total Interest Accrued | Other Interest | Total Interest Distribution |
|---------------------------|--------------------------|--------------------|------|-----------------------------|------------------|------------------------|----------------|-----------------------------|
| Class A Notes | XS2949623289 / 294962328 | Actual/365 (Fixed) | 32 | 1,109,671,705.08 | 5.47910% | 5,330,412.92 | 0.00 | 5,330,412.92 |
| Class B Notes | XS2949623362 / 294962336 | Actual/365 (Fixed) | 32 | 56,283,000.00 | 5.77910% | 285,163.91 | 0.00 | 285,163.91 |
| Class C Notes | XS2949623446 / 294962344 | Actual/365 (Fixed) | 32 | 37,522,000.00 | 6.07910% | 199,978.07 | 0.00 | 199,978.07 |
| Class D Notes | XS2949623529 / 294962352 | Actual/365 (Fixed) | 32 | 31,268,000.00 | 6.57910% | 180,353.13 | 0.00 | 180,353.13 |
| Class E Notes | XS2949623792 / 294962379 | Actual/365 (Fixed) | 32 | 12,506,000.00 | 8.17910% | 89,676.99 | 0.00 | 89,676.99 |
| Class X Notes | XS2949623875 / 294962387 | Actual/365 (Fixed) | 32 | 9,083,460.11 | 8.67910% | 69,116.71 | 0.00 | 69,116.71 |
| RC1 Residual Certificates | n.a. | Actual/365 (Fixed) | n.a. | n.a. | n.a. | n.a. | n.a. | 0.00 |
| RC2 Residual Certificates | n.a. | Actual/365 (Fixed) | n.a. | n.a. | n.a. | n.a. | n.a. | 0.00 |
| Total | | | | 1,256,334,165.19 | | 6,154,701.73 | 0.00 | 6,154,701.73 |



PMF 2024-2 PLC
Monthly Investor Report

February 2025

Note Interest Reconciliation - Deferred

| Notes | ISIN / Common Code | Beginning Deferred Interest | Interest Accrued on Deferred Interest | Current Period Deferred Interest | Deferred Interest Payments | Ending Deferred Interest |
|---------------------------|--------------------------|-----------------------------|---------------------------------------|----------------------------------|----------------------------|--------------------------|
| Class A Notes | XS2949623289 / 294962328 | 0.00 | 0.00 | 0.00 | 0.00 | 0.00 |
| Class B Notes | XS2949623362 / 294962336 | 0.00 | 0.00 | 0.00 | 0.00 | 0.00 |
| Class C Notes | XS2949623446 / 294962344 | 0.00 | 0.00 | 0.00 | 0.00 | 0.00 |
| Class D Notes | XS2949623529 / 294962352 | 0.00 | 0.00 | 0.00 | 0.00 | 0.00 |
| Class E Notes | XS2949623792 / 294962379 | 0.00 | 0.00 | 0.00 | 0.00 | 0.00 |
| Class X Notes | XS2949623875 / 294962387 | 0.00 | 0.00 | 0.00 | 0.00 | 0.00 |
| RC1 Residual Certificates | n.a. | n.a. | n.a. | n.a. | n.a. | n.a. |
| RC2 Residual Certificates | n.a. | n.a. | n.a. | n.a. | n.a. | n.a. |
| Total | | 0.00 | 0.00 | 0.00 | 0.00 | 0.00 |



PMF 2024-2 PLC
Monthly Investor Report

February 2025

Note Principal Reconciliation

| Notes | Beginning Principal Balance | Total Principal Distribution | Ending Principal Balance | --- Credit Support --- | |
|---------------------------|-----------------------------|------------------------------|--------------------------|------------------------|-------------|
| | | | | Original (1) | Current (2) |
| Class A Notes | 1,109,671,705.08 | 330,971.84 | 1,109,340,733.24 | 12.25% | 12.29% |
| Class B Notes | 56,283,000.00 | 0.00 | 56,283,000.00 | 7.75% | 7.77% |
| Class C Notes | 37,522,000.00 | 0.00 | 37,522,000.00 | 4.75% | 4.76% |
| Class D Notes | 31,268,000.00 | 0.00 | 31,268,000.00 | 2.25% | 2.26% |
| Class E Notes | 12,506,000.00 | 0.00 | 12,506,000.00 | 1.25% | 1.25% |
| Class X Notes | 9,083,460.11 | 223,324.29 | 8,860,135.82 | 0.00% | 0.00% |
| RC1 Residual Certificates | n.a. | n.a. | n.a. | n.a. | n.a. |
| RC2 Residual Certificates | n.a. | n.a. | n.a. | n.a. | n.a. |
| Total | 1,256,334,165.19 | 554,296.13 | 1,255,779,869.06 | | |

(1) Determined as follows: Original Principal Balance of all subordinate classes/Total Original Principal Balance

(2) Determined as follows: Ending Principal Balance of all subordinate classes/Total Ending Principal Balance



PMF 2024-2 PLC
Monthly Investor Report

February 2025

Ratings Information

| Notes | ISIN / Common Code | --- Original Ratings --- | | --- Ratings Change / Change Date ¹ --- | | | |
|---------------------------|--------------------------|--------------------------|-----------|---|------|------|------|
| | | Moody's | DBRS | Moody's | | DBRS | |
| Class A Notes | XS2949623289 / 294962328 | Aaa | AAA | | | | |
| Class B Notes | XS2949623362 / 294962336 | Aa3 | AA(high) | | | | |
| Class C Notes | XS2949623446 / 294962344 | A2 | A(high) | | | | |
| Class D Notes | XS2949623529 / 294962352 | Baa2 | BBB(high) | | | | |
| Class E Notes | XS2949623792 / 294962379 | Ba1 | BBB | | | | |
| Class X Notes | XS2949623875 / 294962387 | Ba3 | BBB(high) | | | | |
| RC1 Residual Certificates | n.a. | n.a. | n.a. | n.a. | n.a. | n.a. | n.a. |
| RC2 Residual Certificates | n.a. | n.a. | n.a. | n.a. | n.a. | n.a. | n.a. |

¹ Changed ratings provided on this report are based on information provided by the applicable rating agency via electronic transmission. It shall be understood that this transmission will generally have been provided to U.S. Bank Trustees Limited within 30 days of the payment date listed on this statement. Because ratings may have changed during the 30 day window, or may not be being provided by the rating agency in an electronic format and therefore not being updated on this report, U.S. Bank Trustees Limited recommends that investors obtain current rating information directly from the rating agency.



PMF 2024-2 PLC
Monthly Investor Report

February 2025

Cash Reconciliation

| Available Collections | | Distributions | |
|--|-------------------------|---|-------------------------|
| Available Revenue Receipts | | Amounts Distributed by the Issuer | |
| (a) Revenue Receipts | 3,740,226.21 | (see Other Required Information page for further detail) | |
| (b) Interest accrued on the Issuer Accounts | 86,180.95 | Amounts Distributed by the Issuer | 2,533,831.60 |
| (c) Amounts received under Swap Agreement | 5,085,707.96 | | |
| (d) Class A and Class B Liquidity Reserve Fund Excess Amount | 43,453.69 | Distributions to Noteholders | |
| (e) Class A and B Liquidity Reserve Fund Ledger* | 0.00 | Interest Distribution | 6,154,701.73 |
| (f) General Reserve Fund Ledger | 0.00 | Principal Distribution | 554,296.13 |
| (g) Reconciliation Amounts deemed to be Available Revenue Receipts | 0.00 | Distributions to Noteholders | 6,708,997.86 |
| (h) Item (v) of the Pre-Enforcement Revenue Priority of Payments | 0.00 | | |
| (i) Optional Purchase Price | 0.00 | Other Distributions | |
| (j) Other net income excluding Redemption Receipts | 0.00 | Amount to the Issuer Profit Ledger | 100.00 |
| (k) item (g) of the Pre-Enforcement Redemption PoP | 0.00 | Amount to the Class A and Class B Liquidity Reserve Fund Ledger | 0.00 |
| (l) Subscription proceeds of the Notes on the Closing Date | 0.00 | Amount to the Principal Deficiency Ledger | 0.00 |
| Less | | Amount to the General Reserve Fund Ledger | 43,453.69 |
| (m) Third Party Amounts | 157.50 | Surplus to credit to the Deposit Account | 0.00 |
| (n) Tax Payments not funded from Issuer Profit Ledger | 0.00 | Residual Certificates | 0.00 |
| (o) To remedy any overdraft in relation to Collection Accounts | 0.00 | Surplus applied as Available Revenue Funds | 0.00 |
| Available Revenue Receipts | 8,955,411.31 | Item (r) of the Pre-Enforcement Revenue Priority of Payments | 0.00 |
| | | Other Distributions | 43,553.69 |
| Available Redemption Receipts | | | |
| (a) Redemption Receipts | 330,971.84 | | |
| (b) Principal Deficiency Ledger | 0.00 | | |
| (c) Enhanced Amortisation Amounts | 0.00 | | |
| (d) General Reserve Fund Ledger** | 0.00 | | |
| (e) Reconciliation Amounts to be Available Redemption Receipts | 0.00 | | |
| (f) First IPD Only, Amount paid into Deposit Account | 0.00 | | |
| Available Redemption Receipts | 330,971.84 | | |
| Total Available Collections | 9,286,383.15 | Total Distributions | 9,286,383.15 |

* On the Class Redemption Date Only

** On the Final Redemption Date Only



PMF 2024-2 PLC
Monthly Investor Report

February 2025

Other Required Information

Amounts Distributed by the Issuer

| | |
|--|----------------------------|
| Note Trustee | 0.00 |
| Security Trustee | 0.00 |
| Agent Bank, Registrar and Paying Agent Fee | 0.00 |
| Cash Manager Fee | 2,000.00 |
| Servicer Fee | 219,344.22 |
| Back-Up Servicer Facilitator Fee | 0.00 |
| Corporate Services Provider Fee | 0.00 |
| Issuer Account Bank Fee | 0.00 |
| Collection Account Bank Fee | 0.00 |
| Repository Fee | 0.00 |
| Third Party Fee | 30,000.00 |
| Transfer Costs | 0.00 |
| Swap Subordinated Amounts | 0.00 |
| Amount to the Swap Provider | 2,282,487.38 |
| Amounts Distributed by the Issuer | <u>2,533,831.60</u> |



PMF 2024-2 PLC
Monthly Investor Report

February 2025

Mortgage Principal Analysis

| | Current Period | Since Issue |
|---|--------------------------------|--------------------------------|
| Opening mortgage principal balance - close | | 1,252,158,701.41 |
| Opening mortgage principal balance - current | 1,248,682,406.49 | |
| Total opening mortgage principal balance | <u>1,248,682,406.49</u> | <u>1,252,158,701.41</u> |
| | | |
| Unscheduled payments (Redemptions) | 160,789.43 | 3,295,725.35 |
| Scheduled payments | 170,182.41 | 511,541.41 |
| Principal Losses | 0.00 | 0.00 |
| Principal Recoveries | 0.00 | 0.00 |
| Closing mortgage principal balance | <u>1,248,351,434.65</u> | <u>1,248,351,434.65</u> |



PMF 2024-2 PLC
Monthly Investor Report

February 2025

Principal Deficiency Ledger

Current Period Principal Deficiency

| | <u>Beginning PDL Balance</u> | <u>Deficiency Allocation</u> | <u>PDL Repayment</u> | <u>Ending PDL Balance</u> |
|-------------------|----------------------------------|----------------------------------|--------------------------|-------------------------------|
| Class E Notes PDL | 0.00 | 0.00 | 0.00 | 0.00 |
| Class D Notes PDL | 0.00 | 0.00 | 0.00 | 0.00 |
| Class C Notes PDL | 0.00 | 0.00 | 0.00 | 0.00 |
| Class B Notes PDL | 0.00 | 0.00 | 0.00 | 0.00 |
| Class A Notes PDL | 0.00 | 0.00 | 0.00 | 0.00 |
| | <hr/> | <hr/> | <hr/> | <hr/> |
| Total | 0.00 | 0.00 | 0.00 | 0.00 |



PMF 2024-2 PLC
Monthly Investor Report

February 2025

Reserve Fund Ledger

| | | <u>Credits</u> | <u>Debits</u> |
|--|------------------------------------|----------------|---------------|
| <u>Class A and Class B Liquidity Reserve Fund</u> | | | |
| Original Class A and Class B Liquidity Reserve Fund Amount | 14,617,887.50 | | |
| Class A and Class B Liquidity Reserve Fund Amount as at Close / Previous IPD | 14,617,887.50 | | |
| Class A and Class B Liquidity Reserve Fund Required Amount per Current IPD | 14,574,433.81 | | |
| Top ups on IPD | | 0.00 | |
| Drawings | | | 43,453.69 |
| Closing Balance | <u><u>14,574,433.81</u></u> | | |
| <u>General Reserve Fund</u> | | | |
| Original General Reserve Fund Amount | 1,016,200.00 | | |
| General Reserve Fund Amount as at Close / Previous IPD | 1,016,200.00 | | |
| General Reserve Fund Required Amount per Current IPD | 1,059,653.69 | | |
| Top ups on IPD | | 43,453.69 | |
| Drawings | | | 0.00 |
| Closing Balance | <u><u>1,059,653.69</u></u> | | |
| <u>Issuer Profit Ledger</u> | | | |
| Original Issuer Profit Ledger Amount | 0.00 | | |
| Issuer Profit Ledger as at Close / Previous IPD | 100.00 | | |
| Issuer Profit Amount per Current IPD | 100.00 | | |
| Top ups on IPD | | 100.00 | |
| Drawings | | | 0.00 |
| Closing Balance | <u><u>200.00</u></u> | | |



PMF 2024-2 PLC
Monthly Investor Report

February 2025

Triggers

| <u>Event of Default</u> | <u>Breach (Y/N)</u> |
|--|---------------------|
| (a) subject to Condition 16 (Subordination by Deferral), if default is made in the payment of any principal or interest due in respect of the Notes and the default continues for: (i) a period of five Business Days in the case of principal, or (ii) three Business Days in the case of interest; or | No |
| (b) if the Issuer fails to perform or observe any of its other obligations under these Conditions or any Transaction Document to which it is a party and the failure continues for a period of 15 days (or such longer period as the Note Trustee may permit) (except that in any case where the Note Trustee considers the failure to be incapable of remedy, then no continuation or notice as is aforementioned will be required) following the service by the Note Trustee on the Issuer of notice requiring the same to be remedied; or | No |
| (c) if any representation or warranty made by the Issuer under any Transaction Document is incorrect when made and the matters giving rise to such misrepresentation are not remedied within a period of 15 days (or such longer period as the Note Trustee may permit) (except that in any case where the Note Trustee considers the matters giving rise to such misrepresentation to be incapable of remedy, then no continuation or notice as is hereinafter mentioned will be required) following the service by the Note Trustee on the Issuer of notice requiring the same to be remedied; or | No |
| (d) if any order is made by any competent court or any resolution is passed for the winding up or dissolution of the Issuer, save for the purposes of reorganisation on terms approved in writing by the Note Trustee or by Extraordinary Resolution of the Noteholders; or | No |
| (e) if (i) the Issuer ceases or threatens to cease to carry on the whole or a substantial part of its business, save for the purposes of reorganisation on terms approved in writing by the Note Trustee or by Extraordinary Resolution of the Noteholders, or (ii) the Issuer stops or threatens to stop payment of, or is unable to, or admits inability to, pay its debts (or any class of its debts) as they fall due or the value of its assets falls to less than the amount of its liabilities (taking into account its contingent and prospective liabilities) or (iii) the Issuer is deemed unable to pay its debts pursuant to or for the purposes of any applicable law or is adjudicated or found bankrupt or insolvent; or | No |
| (f) if proceedings are initiated against the Issuer under any applicable liquidation, insolvency, composition, reorganisation or other similar laws or an application is made (or documents filed with a court) for the appointment of an administrative or other receiver, manager, administrator or other similar official, or an administrative or other receiver, manager, administrator or other similar official is appointed, in relation to the Issuer or, as the case may be, in relation to the whole or any part of the undertaking or assets of the Issuer, and in any such case (other than the appointment of an administrator or an administrative receiver appointed following presentation of a petition for an administration order), unless initiated by the Issuer, is not discharged within 30 days; or | No |
| (g) if the Issuer (or its directors or shareholders) initiates or consents to judicial proceedings relating to itself under any applicable liquidation, insolvency, composition, reorganisation or other similar laws or makes a conveyance or assignment for the benefit of, or enters into any composition or other arrangement with, its creditors generally (or any class of its creditors) or takes steps with a view to obtaining a moratorium in respect of any of its indebtedness or any meeting is convened to consider a proposal for an arrangement or composition with its creditors generally (or any class of its creditors). | No |



PMF 2024-2 PLC
Monthly Investor Report

February 2025

Portfolio Performance

As at: 31/01/2025

| | This Period | | | | Last Period | | | |
|--|--------------|-------------------------|-----------------|----------------|--------------|-------------------------|-----------------|----------------|
| | No. | Balance | Arrears | % | No. | Balance | Arrears | % |
| Total | | | | | | | | |
| No. of Loans Paying => Monthly CMS | 6,226 | 1,246,487,805.36 | 1,920.43 | 99.85% | 6,224 | 1,245,505,206.85 | 2,345.28 | 99.75% |
| No. of Loans Paying => 75% Monthly CMS | 0 | 0.00 | 0.00 | 0.00% | 0 | 0.00 | 0.00 | 0.00% |
| No. of Loans Paying < 75% Monthly CMS | 0 | 0.00 | 0.00 | 0.00% | 0 | 0.00 | 0.00 | 0.00% |
| No. of Loans That Made No Payment | 8 | 1,863,629.29 | 4,149.36 | 0.15% | 12 | 3,177,199.64 | 6,086.93 | 0.25% |
| Total | 6,234 | 1,248,351,434.65 | 6,069.79 | 100.00% | 6,236 | 1,248,682,406.49 | 8,432.21 | 100.00% |
| % Original Principal Balance | | | | 99.55% | | | | 99.47% |
| % Outstanding Principal Balance | | | | 99.85% | | | | 99.75% |
| 1 to 2 Months | | | | | | | | |
| No. of Loans Paying => Monthly CMS | 2 | 677,280.52 | 1,920.43 | 0.05% | 1 | 412,736.63 | 1,131.01 | 0.03% |
| No. of Loans Paying => 75% Monthly CMS | 0 | 0.00 | 0.00 | 0.00% | 0 | 0.00 | 0.00 | 0.00% |
| No. of Loans Paying < 75% Monthly CMS | 0 | 0.00 | 0.00 | 0.00% | 0 | 0.00 | 0.00 | 0.00% |
| No. of Loans That Made No Payment | 5 | 1,336,433.73 | 3,983.83 | 0.11% | 9 | 1,998,874.86 | 6,086.93 | 0.16% |
| Total | 7 | 2,013,714.25 | 5,904.26 | 0.16% | 10 | 2,411,611.49 | 7,217.94 | 0.19% |
| % Original Principal Balance | | | | 0.16% | | | | 0.19% |
| % Outstanding Principal Balance | | | | 0.16% | | | | 0.19% |
| 2 to 3 Months | | | | | | | | |
| No. of Loans Paying => Monthly CMS | 0 | 0.00 | 0.00 | 0.00% | 0 | 0.00 | 0.00 | 0.00% |
| No. of Loans Paying => 75% Monthly CMS | 0 | 0.00 | 0.00 | 0.00% | 0 | 0.00 | 0.00 | 0.00% |
| No. of Loans Paying < 75% Monthly CMS | 0 | 0.00 | 0.00 | 0.00% | 0 | 0.00 | 0.00 | 0.00% |
| No. of Loans That Made No Payment | 0 | 0.00 | 0.00 | 0.00% | 0 | 0.00 | 0.00 | 0.00% |
| Total | 0 | 0.00 | 0.00 | 0.00% | 0 | 0.00 | 0.00 | 0.00% |
| % Original Principal Balance | | | | 0.00% | | | | 0.00% |
| % Outstanding Principal Balance | | | | 0.00% | | | | 0.00% |



PMF 2024-2 PLC
Monthly Investor Report

February 2025

Portfolio Performance

As at: 31/01/2025

| | This Period | | | | Last Period | | | |
|--|-------------|-------------|-------------|--------------|-------------|-------------|-------------|--------------|
| | No. | Balance | Arrears | % | No. | Balance | Arrears | % |
| 3 to 4 Months | | | | | | | | |
| No. of Loans Paying => Monthly CMS | 0 | 0.00 | 0.00 | 0.00% | 0 | 0.00 | 0.00 | 0.00% |
| No. of Loans Paying => 75% Monthly CMS | 0 | 0.00 | 0.00 | 0.00% | 0 | 0.00 | 0.00 | 0.00% |
| No. of Loans Paying < 75% Monthly CMS | 0 | 0.00 | 0.00 | 0.00% | 0 | 0.00 | 0.00 | 0.00% |
| No. of Loans That Made No Payment | 0 | 0.00 | 0.00 | 0.00% | 0 | 0.00 | 0.00 | 0.00% |
| Total | 0 | 0.00 | 0.00 | 0.00% | 0 | 0.00 | 0.00 | 0.00% |
| % Original Principal Balance | | | | 0.00% | | | | 0.00% |
| % Outstanding Principal Balance | | | | 0.00% | | | | 0.00% |
| 4+ Months | | | | | | | | |
| No. of Loans Paying => Monthly CMS | 0 | 0.00 | 0.00 | 0.00% | 0 | 0.00 | 0.00 | 0.00% |
| No. of Loans Paying => 75% Monthly CMS | 0 | 0.00 | 0.00 | 0.00% | 0 | 0.00 | 0.00 | 0.00% |
| No. of Loans Paying < 75% Monthly CMS | 0 | 0.00 | 0.00 | 0.00% | 0 | 0.00 | 0.00 | 0.00% |
| No. of Loans That Made No Payment | 0 | 0.00 | 0.00 | 0.00% | 0 | 0.00 | 0.00 | 0.00% |
| Total | 0 | 0.00 | 0.00 | 0.00% | 0 | 0.00 | 0.00 | 0.00% |
| % Original Principal Balance | | | | 0.00% | | | | 0.00% |
| % Outstanding Principal Balance | | | | 0.00% | | | | 0.00% |

NB: The Administrator does not report Days in Arrears but Month in Arrears as referred to by the deal documentation



PMF 2024-2 PLC
Monthly Investor Report

February 2025

Collateral Report

As at: 31/01/2025

| | <u>At Close</u> | <u>This Period</u> | <u>Last Period</u> |
|---|------------------|--------------------|--------------------|
| Original Principal Balance as at close | 1,252,158,701.41 | | |
| Total Original Number of Loans | 6,234 | | |
| Outstanding Principal Balance as at prior month end | | 1,248,351,434.65 | 1,248,682,406.49 |
| Total Current Number of Loans | | 6,234 | 6,236 |
| Total number of performing loans | | 6,227 | 6,226 |
| Total value of performing loans | | 1,246,337,720.40 | 1,246,270,795.00 |
| Total number of 3+ months | | 0 | 0 |
| Total value of 3+ months | | 0.00 | 0.00 |
| Percentage 3+ months on Original Balance | | 0.00% | 0.00% |
| Percentage 3+ months on Outstanding Balance | | 0.00% | 0.00% |
| Total Value of Arrears Cases | | 2,013,714.25 | 2,411,611.49 |
| Total Number of Arrears Cases | | 7 | 10 |
| % Original Principal Balance | | 0.16% | 0.19% |
| % Outstanding Principal Balance | | 0.16% | 0.19% |



PMF 2024-2 PLC
Monthly Investor Report

February 2025

Collateral Report

As at: 31/01/2025

| | <u>This Period</u> | <u>Last Period</u> |
|-------------------------------------|--------------------|--------------------|
| REPOSSESSIONS | | |
| Number of Repossessions this Period | 0 | 0 |
| Repossessions Cured | 0 | 0 |
| Total Number of Properties Unsold | 0 | 0 |
| Principal Balance Unsold | 0.00 | 0.00 |
| Principal Balance Cured | 0.00 | 0.00 |
| % Original Principal Balance | 0.00% | 0.00% |
| %Outstanding Principal Balance | 0.00% | 0.00% |

| | <u>This Period</u> | <u>Last Period</u> |
|---|------------------------|------------------------|
| | <u>Current Balance</u> | <u>Current Balance</u> |
| SALES OF REPOSSESSIONS | | |
| Total Number of Repossessions Sold since close | 0 | 0 |
| Total Value of Property Sold | 0.00 | 0.00 |
| Value of Properties Repossessed this period | 0.00 | 0.00 |
| Cumulative Value of Properties Repossessed since close | 0.00 | 0.00 |
| Number of Properties sold this period | 0 | 0 |
| Value of Properties sold this period | 0.00 | 0.00 |
| | | |
| Cumulative Loss on Sale | 0.00 | 0.00 |
| Cumulative Loss on Sale % of Original Principal Balance | 0.00% | 0.00% |
| Cumulative Redemption Shortfalls incurred | 0.00 | 0.00 |
| Period Losses | 0.00 | 0.00 |
| Cumulative Losses | 0.00 | 0.00 |



PMF 2024-2 PLC
Monthly Investor Report

February 2025

Prepayment Rate (CPR)

| | This Period | Last Period |
|--|-------------|-------------|
| <p>Average Constant Prepayment Rate (CPR) Since Issue with Calculation</p> <p>Average CPR speed is the amount expressed as an annualised percentage of principal prepaid in excess of scheduled repayments. The average CPR speed is calculated by first dividing the Current Residential Mortgage Loan Principal Balance (i.e. the actual balance) by the Scheduled Residential Mortgage Loan Principal Balance assuming no prepayments have been made (i.e. only scheduled repayments have been made). The quotient is then raised to a power whereby the exponent is the quantity twelve divided by the number of months since issue. Subtract this result from one then multiply it by one hundred (100) to determine the Average CPR speed.</p> <p>The calculation is expressed as follows: $CPR_{Avg} = 100 \times \left[1 - \left(\frac{\text{Current Residential Mortgage Loan Principal Balance}}{\text{Scheduled Residential Mortgage Loan Principal Balance}} \right)^{\frac{12}{\text{months since}}} \right]$</p> | 1.57% | 2.96% |
| <p>1 Month Periodical Constant Prepayment Rate (CPR) with Calculation (Annualised)</p> <p>Annualised Periodical CPR speed is the amount expressed as a periodical percentage of principal prepaid in excess of scheduled repayments. The Periodical CPR speed is calculated by first dividing the Current Residential Mortgage Loan Principal Balance (i.e. the actual balance) by the Scheduled Residential Mortgage Loan Principal Balance in the period assuming no prepayments have been made (i.e. only scheduled repayments have been made). This quotient is then raised to a power whereby the exponent is the quantity twelve divided by the number of months in the period. Subtract this result from the one then multiply it by one hundred (100) to determined the Periodical CPR speed.</p> <p>The calculation is expressed as follows: $\text{Periodical CPR} = 100 \times \left[1 - \left(\frac{\text{Current Residential Mortgage Loan Principal Balance}}{\text{Scheduled Residential Mortgage Loan Principal Balance}} \right)^{\frac{12}{\text{months in period}}} \right]$</p> | 0.15% | 2.96% |
| <p>12 Month Periodical Constant Prepayment Rate (CPR) with Calculation (Annualised)</p> <p>Annualised Periodical CPR speed is the amount expressed as a periodical percentage of principal prepaid in excess of scheduled repayments. The Periodical CPR speed is calculated by first dividing the Current Residential Mortgage Loan Principal Balance (i.e. the actual balance) by the Scheduled Residential Mortgage Loan Principal Balance in the period assuming no prepayments have been made (i.e. only scheduled repayments have been made). This quotient is then raised to a power whereby the exponent is the quantity twelve divided by the number of months in the period. Subtract this result from the one then multiply it by one hundred (100) to determined the Periodical CPR speed.</p> <p>The calculation is expressed as follows: $\text{Periodical CPR} = 100 \times \left[1 - \left(\frac{\text{Current Residential Mortgage Loan Principal Balance}}{\text{Scheduled Residential Mortgage Loan Principal Balance}} \right)^{\frac{12}{\text{months in period}}} \right]$</p> | n.a. | n.a. |



PMF 2024-2 PLC
Monthly Investor Report

February 2025

Pre-Enforcement Revenue Priority of Payments

| <u>Available Revenue Receipts</u> | This IPD 8,955,411.31 | Last IPD 13,257,653.64 |
|--|--|---|
| (a) first, in or towards satisfaction, pro rata and pari passu, according to the respective amounts thereof of: | | |
| (i) any fees, costs, charges, Liabilities, expenses and all other amounts then due to the Note Trustee and any Appointee under the provisions of the Trust Deed and the other Transaction Documents, together with (if payable) VAT thereon as provided therein; and | 0.00 | 1,500.00 |
| (ii) any fees, costs, charges, Liabilities, expenses and all other amounts then due to the Security Trustee and any Appointee under the provisions of the Deed of Charge and the other Transaction Documents, together with (if payable) VAT thereon as provided therein; | 0.00 | 1,500.00 |
| (b) second, in or towards satisfaction, pro rata and pari passu, according to the respective amounts thereof (in each case without double counting) of: | | |
| (i) any remuneration then due and payable to the Agent Bank, the Registrar and the Paying Agents and any fees, costs, charges, Liabilities and expenses then due to them under the provisions of the Agency Agreement, together with (if payable) VAT thereon as provided therein; | 0.00 | 1,000.00 |
| (ii) any amounts then due and payable to the Cash Manager and any fees, costs, charges, Liabilities and expenses then due under the provisions of the Cash Management Agreement, together with VAT (if payable) thereon as provided therein; | 2,000.00 | 12,500.00 |
| (iii) any amounts then due and payable to the Servicer and any fees (including the Servicer Fee), costs, charges, Liabilities and expenses then due under the provisions of the Servicing Agreement, together with VAT (if payable) thereon as provided therein; | 219,344.22 | 424,623.56 |
| (iv) any amounts then due and payable to the Back-Up Servicer Facilitator and any fees, costs, charges, Liabilities and expenses then due under the provisions of the Servicing Agreement, together with (if payable) VAT thereon as provided therein; | 0.00 | 0.00 |
| (v) any amounts then due and payable to the Corporate Services Provider and any fees, costs, charges, Liabilities and expenses then due under the provisions of the Corporate Services Agreement, together with (if payable) VAT thereon as provided therein; | 0.00 | 32,085.99 |
| (vi) any amounts then due and payable to the Issuer Account Bank and the Custodian and any fees, costs, charges, Liabilities and expenses then due under the provisions of the Bank Account Agreement and of the Custody Agreement, together with (if applicable) VAT thereon as provided therein; | 0.00 | 2,000.00 |
| (vii) any amounts then due and payable to the Collection Account Bank and any fees, costs, charges, Liabilities and expenses then due under the provisions of the Collection Account Agreement, together with (if applicable) VAT thereon as provided therein; and | 0.00 | 0.00 |
| (viii) if applicable, the fees, costs, liabilities and expenses of the securitisation repository or any other third party website provider, together with (if payable) VAT thereon as provided for under the provisions of the applicable engagement letter or agreement with such repository or provider; | 0.00 | 0.00 |



PMF 2024-2 PLC
Monthly Investor Report

February 2025

Pre-Enforcement Revenue Priority of Payments

| | | |
|--|--------------|--------------|
| (c) third, in or towards satisfaction, pro rata and pari passu, according to the respective amounts thereof: | | |
| (i) any amounts due and payable by the Issuer to third parties and incurred without breach by the Issuer of the Transaction Documents to which it is a party (and for which payment has not been provided for elsewhere) and any amounts required to pay or discharge any liability of the Issuer for corporation tax of the Issuer (but only to the extent not capable of being satisfied out of amounts retained by the Issuer under item (e) below); and | 30,000.00 | 29,865.60 |
| (ii) any Transfer Costs which the Servicer has failed to pay pursuant to Clause 21.6 (Transfer of Servicing) of the Servicing Agreement; | 0.00 | 0.00 |
| (d) fourth, to provide for amounts due on the relevant Swap Payment Date, to pay, in or towards satisfaction of any amounts due to the Swap Provider in respect of the Swap Agreement (including any termination payment due and payable by the Issuer to the extent it is not satisfied by the payment by the Issuer to the Swap Provider of any Replacement Swap Premium or from the Swap Collateral Account Priority of Payments but excluding, if applicable, any related Hedge Subordinated Amounts); | 2,282,487.38 | 2,513,047.41 |
| (e) fifth, to pay the Issuer an amount equal to £100 to be retained by the Issuer as profit in respect of the business of the Issuer (the Issuer Profit Amount); | 100.00 | 100.00 |
| (f) sixth, to provide for amounts due on the relevant Interest Payment Date, to pay, pro rata and pari passu, interest due and payable on the Class A Notes; | 5,330,412.92 | 5,881,386.07 |
| (g) seventh, (so long as the Class A Notes remain outstanding following such Interest Payment Date), to credit the Class A Principal Deficiency Sub-Ledger in an amount sufficient to eliminate any debit thereon (such amounts to be applied in repayment of principal as Available Redemption Receipts); | 0.00 | 0.00 |
| (h) eighth, to provide for amounts due on the relevant Interest Payment Date, to pay, pro rata and pari passu, interest due and payable on the Class B Notes; | 285,163.91 | 313,565.70 |
| (i) ninth, to credit the Class A and Class B Liquidity Reserve Fund Ledger up to the Class A and Class B Liquidity Reserve Fund Required Amount; | 0.00 | 0.00 |
| (j) tenth, (so long as the Class B Notes remain outstanding following such Interest Payment Date), to credit the Class B Principal Deficiency Sub-Ledger in an amount sufficient to eliminate any debit thereon (such amounts to be applied in repayment of principal as Available Redemption Receipts); | 0.00 | 0.00 |
| (k) eleventh, to provide for amounts due on the relevant Interest Payment Date, to pay, pro rata and pari passu, interest due and payable on the Class C Notes; | 199,978.07 | 219,837.80 |
| (l) twelfth, (so long as the Class C Notes remain outstanding following such Interest Payment Date), to credit the Class C Principal Deficiency Sub-Ledger in an amount sufficient to eliminate any debit thereon (such amounts to be applied in repayment of principal as Available Redemption Receipts); | 0.00 | 0.00 |
| (m) thirteenth, to provide for amounts due on the relevant Interest Payment Date, to pay, pro rata and pari passu, interest due and payable on the Class D Notes; | 180,353.13 | 198,187.72 |



PMF 2024-2 PLC
 Monthly Investor Report

February 2025

Pre-Enforcement Revenue Priority of Payments

| | | |
|---|---------------------|--------------------|
| (n) fourteenth, (so long as the Class D Notes remain outstanding following such Interest Payment Date), to credit the Class D Principal Deficiency Sub-Ledger in an amount sufficient to eliminate any debit thereon (such amounts to be applied in repayment of principal as Available Redemption Receipts); | 0.00 | 0.00 |
| (o) fifteenth, to provide for amounts due on the relevant Interest Payment Date, to pay, pro rata and pari passu, interest due and payable on the Class E Notes; | 89,676.99 | 98,454.76 |
| (p) sixteenth, (so long as the Class E Notes remain outstanding following such Interest Payment Date), to credit the Class E Principal Deficiency Sub-Ledger in an amount sufficient to eliminate any debit thereon (such amounts to be applied in repayment of principal as Available Redemption Receipts); | 0.00 | 0.00 |
| (q) seventeenth, to credit the General Reserve Fund Ledger up to the General Reserve Fund Required Amount; | 43,453.69 | 0.00 |
| (r) eighteenth, on any Interest Payment Date occurring on or after the Optional Redemption Date or on or after the Final Redemption Date an amount equal to the lesser of: (i) all remaining amounts (if any); and (ii) the amount required by the Issuer to pay in full all amounts payable under items (a) to (f) (inclusive) of the Pre-Enforcement Redemption Priority of Payments, less any Available Redemption Receipts (other than item (c) of the definition thereof) otherwise available to the Issuer, to be applied as Available Redemption Receipts; | 0.00 | 0.00 |
| (s) nineteenth, to provide for amounts due on the relevant Interest Payment Date, to pay, pro rata and pari passu, interest due and payable on the Class X Notes; | 69,116.71 | 104,459.14 |
| (t) twentieth, to provide for amounts due on the relevant Interest Payment Date, to pay, pro rata and pari passu, principal due and payable on the Class X Notes until the Principal Amount Outstanding on the Class X Notes has been reduced to zero; | 223,324.29 | 3,423,539.89 |
| (u) twenty-first, to provide for amounts due on the relevant Interest Payment Date, to pay in accordance with the terms of the Swap Agreement to the Swap Provider in respect of any Hedge Subordinated Amounts (to the extent not satisfied by payment to the Swap Provider by the Issuer of any applicable Replacement Swap Premium or from the Swap Collateral Account Priority of Payments); | 0.00 | 0.00 |
| (v) twenty-second, on any Interest Payment Date falling within a Determination Period, all remaining amounts to be credited to the Deposit Account to be applied on the next Interest Payment Date as Available Revenue Receipts; and | 0.00 | 0.00 |
| (w) twenty-third, on any Interest Payment Date prior to (but excluding) the Optional Redemption Date any excess amounts, pro rata and pari passu, as RC1 Payments to the holders of the RC1 Residual Certificates and thereafter, any excess amounts, pro rata and pari passu, as RC2 Payments to the holders of the RC2 Residual Certificates. | | |
| RC1 Payments | 0.00 | 0.00 |
| RC2 Payments | 0.00 | 0.00 |
| Total paid | 8,955,411.31 | 13257653.64 |



PMF 2024-2 PLC
Monthly Investor Report

February 2025

| Pre-Enforcement Redemption Priority of Payments | | |
|--|-------------------|---------------------|
| | This IPD | Last IPD |
| <u>Available Redemption Receipts</u> | 330,971.84 | 3,476,294.92 |
| (a) first, any Principal Addition Amounts to be applied to meet any Senior Expenses Deficit; | 0.00 | 0.00 |
| (b) second, in or towards repayment, pro rata and pari passu, of principal amounts outstanding on the Class A Notes until the Principal Amount Outstanding on the Class A Notes has been reduced to zero; | 330,971.84 | 3,476,294.92 |
| (c) third, in or towards repayment, pro rata and pari passu, of principal amounts outstanding on the Class B Notes until the Principal Amount Outstanding on the Class B Notes has been reduced to zero; | 0.00 | 0.00 |
| (d) fourth, in or towards repayment, pro rata and pari passu, of principal amounts outstanding on the Class C Notes until the Principal Amount Outstanding on the Class C Notes has been reduced to zero; | 0.00 | 0.00 |
| (e) fifth, in or towards repayment, pro rata and pari passu, of principal amounts outstanding on the Class D Notes until the Principal Amount Outstanding on the Class D Notes has been reduced to zero; | 0.00 | 0.00 |
| (f) sixth, in or towards repayment, pro rata and pari passu, of principal amounts outstanding on the Class E Notes until the Principal Amount Outstanding on the Class E Notes has been reduced to zero; and | 0.00 | 0.00 |
| (g) seventh, any excess amounts as Available Revenue Receipts. | 0.00 | 0.00 |
| Total paid | 330,971.84 | 3,476,294.92 |



PMF 2024-2 PLC
Monthly Investor Report

February 2025

| Swap Collateral Account Priority of Payments | | |
|--|-----------------|-----------------|
| <u>Amounts and securities standing to the credit of each Swap Collateral Account</u> | This IPD | Last IPD |
| | 0.00 | 0.00 |
| (a) to pay an amount equal to any Swap Tax Credits received by the Issuer to the relevant Swap Provider; | 0.00 | 0.00 |
| (b) prior to the designation of an Early Termination Date (as defined in the Swap Agreement, the Early Termination Date) in respect of the Swap Agreement, solely in or towards payment or discharge of any Return Amounts (as defined in the Swap Credit Support Annex), Interest Amounts and Distributions (as defined in the Swap Credit Support Annex), on any day, directly to the Swap Provider; | 0.00 | 0.00 |
| (c) following the designation of an Early Termination Date in respect of the Swap Agreement where (A) such Early Termination Date has been designated following a Swap Provider Default or Swap Provider Downgrade Event and (B) the Issuer enters into a Replacement Swap Agreement in respect of the Swap Agreement on or around the Early Termination Date of the Swap Agreement, on the later of the day on which such Replacement Swap Agreement is entered into, the day on which a termination payment (if any) payable to the Issuer has been received and the day on which a Replacement Swap Premium (if any) payable to the Issuer has been received, in the following order of priority: | | |
| (i) first, in or towards payment of a Replacement Swap Premium (if any) payable by the Issuer to a replacement swap provider in order to enter into a Replacement Swap Agreement with the Issuer with respect to the Swap Agreement being terminated; | 0.00 | 0.00 |
| (ii) second, in or towards payment of any termination payment due to the outgoing Swap Provider; and | 0.00 | 0.00 |
| (iii) third, the surplus (if any) to be paid to the outgoing Swap Provider; | 0.00 | 0.00 |
| (d) following the designation of an Early Termination Date in respect of the Swap Agreement where: (A) such Early Termination Date has been designated otherwise than as a result of one of the events specified at item (c)(A) above, and (B) the Issuer enters into a Replacement Swap Agreement in respect of the Swap Agreement on or around the Early Termination Date of the Swap Agreement, on the later of the day on which such Replacement Swap Agreement is entered into, the day on which a termination payment (if any) payable to the Issuer has been received and the day on which a Replacement Swap Premium (if any) payable to the Issuer has been received, in the following order of priority: | | |
| (i) first, in or towards payment of any termination payment due to the outgoing Swap Provider; | 0.00 | 0.00 |
| (ii) second, in or towards payment of a Replacement Swap Premium (if any) payable by the Issuer to a replacement swap provider in order to enter into a Replacement Swap Agreement with the Issuer with respect to the Swap Agreement being terminated; and | 0.00 | 0.00 |
| (iii) third, the surplus (if any) to be paid to the outgoing Swap Provider; | 0.00 | 0.00 |
| (e) following the designation of an Early Termination Date in respect of the Swap Agreement for any reason where the Issuer does not enter into a Replacement Swap Agreement in respect of the Swap Agreement on or around the Early Termination Date of the Swap Agreement and, on the date on which the relevant payment is due, in or towards payment of any termination payment due to the outgoing Swap Provider; and | 0.00 | 0.00 |



PMF 2024-2 PLC
 Monthly Investor Report

February 2025

Swap Collateral Account Priority of Payments

(f) following payments of amounts due pursuant to item (e) above, if amounts remain standing to the credit of a Swap Collateral Account, such amounts may be applied only in accordance with the following provisions:

- (i) first, in or towards payment of a Replacement Swap Premium (if any) payable by the Issuer to a replacement swap provider in order to enter into a Replacement Swap Agreement with the Issuer with respect to the Swap Agreement; and
- (ii) second, any surplus remaining after payment of such Replacement Swap Premium to be paid to the outgoing Swap Provider,

| | | |
|-------------------|-------------|-------------|
| | 0.00 | 0.00 |
| | 0.00 | 0.00 |
| Total paid | 0.00 | 0.00 |



PMF 2024-2 PLC
Monthly Investor Report

February 2025

| Post-Enforcement Priority of Payments | | |
|--|-----------------|-----------------|
| <u>Available Funds</u> | This IPD | Last IPD |
| | 0.00 | 0.00 |
| (a) first, in or towards satisfaction, pro rata and pari passu, according to the respective amounts thereof of: | | |
| (i) any fees, costs, charges, Liabilities, expenses and all other amounts then due and payable to the Note Trustee, the Receiver and any Appointee under the provisions of the Trust Deed and the other Transaction Documents, together with (if payable) VAT thereon as provided therein; and | 0.00 | 0.00 |
| (ii) any fees, costs, charges, Liabilities, expenses and all other amounts then due and payable to the Security Trustee, the Receiver and any Appointee under the provisions of the Deed of Charge and the other Transaction Documents, together with (if payable) VAT thereon as provided therein; | 0.00 | 0.00 |
| (b) second, in or towards satisfaction, pro rata and pari passu, according to the respective amounts thereof of: | | |
| (i) any remuneration then due and payable to the Agent Bank, the Registrar and the Paying Agents and any costs, charges, Liabilities and expenses then due and payable to them under the provisions of the Agency Agreement, together with (if payable) VAT thereon as provided therein; | 0.00 | 0.00 |
| (ii) any amounts then due and payable to the Cash Manager and any fees, costs, charges, Liabilities and expenses then due under the provisions of the Cash Management Agreement, together with VAT (if payable) thereon as provided therein; | 0.00 | 0.00 |
| (iii) any amounts then due and payable to the Servicer and any fees (including the Servicer Fee), costs, charges, Liabilities and expenses then due under the provisions of the Servicing Agreement, together with VAT (if payable) as provided therein; | 0.00 | 0.00 |
| (iv) any amounts then due and payable to the Back-Up Servicer Facilitator and any fees, costs, charges, Liabilities and expenses then due under the provisions of the Servicing Agreement, together with (if payable) VAT thereon as provided therein; | 0.00 | 0.00 |
| (v) any amounts then due and payable to the Corporate Services Provider and any fees, costs, charges, Liabilities and expenses then due and payable to the Corporate Services Provider under the provisions of the Corporate Services Agreement, together with (if payable) VAT thereon as provided therein; | 0.00 | 0.00 |
| (vi) any amounts then due and payable to the Issuer Account Bank and the Custodian and any fees, costs, charges, Liabilities and expenses then due and payable to the Issuer Account Bank and the Custodian under the provisions of the Bank Account Agreement and of the Custody Agreement, together with (if payable) VAT thereon as provided therein; | 0.00 | 0.00 |
| (vii) any amounts then due and payable to the Collection Account Bank and any fees, costs, charges, Liabilities and expenses then due and payable to the Collection Account Bank under the provisions of the Collection Account Agreement, together with (if payable) VAT thereon as provided therein; and | 0.00 | 0.00 |
| (viii) if applicable, the fees, costs, liabilities and expenses of the securitisation repository or any other third party website provider, together with (if payable) VAT thereon as provided for under the provisions of the applicable engagement letter or agreement with such repository or provider; | 0.00 | 0.00 |



PMF 2024-2 PLC
Monthly Investor Report

February 2025

| Post-Enforcement Priority of Payments | | |
|---|------|------|
| (c) third, to pay in or towards satisfaction of any amounts due to the Swap Provider in respect of the Swap Agreement (including any termination payment due and payable by the Issuer to the extent it is not satisfied by any payments by the Issuer to the Swap Provider under the Swap Collateral Account Priority of Payments but excluding, if applicable, any related Hedge Subordinated Amounts); | 0.00 | 0.00 |
| (d) fourth, to pay, pro rata and pari passu, according to the respective outstanding amounts thereof, interest and principal due and payable on the Class A Notes until the Principal Amount Outstanding on the Class A Notes has been reduced to zero; | | |
| Class A Interest | 0.00 | 0.00 |
| Class A Principal | 0.00 | 0.00 |
| (e) fifth, to pay, pro rata and pari passu, according to the respective outstanding amounts thereof, interest and principal due and payable on the Class B Notes until the Principal Amount Outstanding on the Class B Notes has been reduced to zero; | | |
| Class B Interest | 0.00 | 0.00 |
| Class B Principal | 0.00 | 0.00 |
| (f) sixth, to pay, pro rata and pari passu, according to the respective outstanding amounts thereof, interest and principal due and payable on the Class C Notes until the Principal Amount Outstanding on the Class C Notes has been reduced to zero; | | |
| Class C Interest | 0.00 | 0.00 |
| Class C Principal | 0.00 | 0.00 |
| (g) seventh, to pay, pro rata and pari passu, according to the respective outstanding amounts thereof, interest and principal due and payable on the Class D Notes until the Principal Amount Outstanding on the Class D Notes has been reduced to zero; | | |
| Class D Interest | 0.00 | 0.00 |
| Class D Principal | 0.00 | 0.00 |
| (h) eighth, to pay, pro rata and pari passu, according to the respective outstanding amounts thereof, interest and principal due and payable on the Class E Notes until the Principal Amount Outstanding on the Class E Notes has been reduced to zero; | | |
| Class E Interest | 0.00 | 0.00 |
| Class E Principal | 0.00 | 0.00 |
| (i) ninth, to pay in accordance with the terms of the Swap Agreement to the Swap Provider in respect of any Hedge Subordinated Amounts (to the extent not satisfied by payment to the Swap Provider by the Issuer of any applicable amount under the Swap Collateral Account Priority of Payments); | 0.00 | 0.00 |
| (j) tenth, to pay, pro rata and pari passu, according to the respective outstanding amounts thereof, interest and principal due and payable on the Class X Notes until the Principal Amount Outstanding on the Class X Notes has been reduced to zero; | | |
| Class X Interest | 0.00 | 0.00 |
| Class X Principal | 0.00 | 0.00 |
| (k) eleventh, pro rata and pari passu to the amounts due and payable to third parties (if any); | 0.00 | 0.00 |
| (l) twelfth, to pay the Issuer Profit Amount; and | 0.00 | 0.00 |



PMF 2024-2 PLC
Monthly Investor Report

February 2025

Post-Enforcement Priority of Payments

(m) thirteenth, on any Interest Payment Date prior to (but excluding) the Optional Redemption Date to pay any excess amounts, pro rata and pari passu, as RC1 Payments to the holders of the RC1 Residual Certificates and thereafter to pay any excess amounts, pro rata and pari passu, on such Interest Payment Date, as RC2 Payments to the holders of the RC2 Residual Certificates.

| | | |
|-------------------|---------------------------|---------------------------|
| RC1 Payments | 0.00 | 0.00 |
| RC2 Payments | 0.00 | 0.00 |
| Total paid | <u><u>0.00</u></u> | <u><u>0.00</u></u> |



PMF 2024-2 PLC
Monthly Investor Report

February 2025

Portfolio Analysis

| Current Balance | Current Balance | Current Balance (%) | Number of Accounts | Number of Accounts (%) |
|----------------------|-------------------------|---------------------|--------------------|------------------------|
| 0 <=x< 75,000 | 47,479,137.84 | 3.80% | 775 | 12.43% |
| 75,000 <=x< 100,000 | 78,788,200.09 | 6.31% | 899 | 14.42% |
| 100,000 <=x< 125,000 | 80,762,251.91 | 6.47% | 721 | 11.57% |
| 125,000 <=x< 150,000 | 75,082,131.09 | 6.01% | 549 | 8.81% |
| 150,000 <=x< 175,000 | 79,692,664.19 | 6.38% | 492 | 7.89% |
| 175,000 <=x< 200,000 | 86,870,297.83 | 6.96% | 464 | 7.44% |
| 200,000 <=x< 225,000 | 68,662,172.23 | 5.50% | 325 | 5.21% |
| 225,000 <=x< 250,000 | 67,359,035.78 | 5.40% | 285 | 4.57% |
| 250,000 <=x< 275,000 | 69,843,040.54 | 5.59% | 266 | 4.27% |
| 275,000 <=x< 300,000 | 56,950,570.12 | 4.56% | 199 | 3.19% |
| 300,000 <=x< 325,000 | 69,285,519.91 | 5.55% | 222 | 3.56% |
| 325,000 <=x< 350,000 | 51,326,627.17 | 4.11% | 152 | 2.44% |
| 350,000 <=x< 375,000 | 53,495,636.90 | 4.29% | 148 | 2.37% |
| 375,000 <=x | 362,839,991.44 | 29.06% | 737 | 11.82% |
| Total | 1,248,437,277.04 | 100.00% | 6,234 | 100.00% |

| Original Balance | Current Balance | Current Balance (%) | Number of Accounts | Number of Accounts (%) |
|----------------------|-------------------------|---------------------|--------------------|------------------------|
| 0 <=x< 75,000 | 44,379,741.18 | 3.55% | 730 | 11.71% |
| 75,000 <=x< 100,000 | 78,153,606.40 | 6.26% | 902 | 14.47% |
| 100,000 <=x< 125,000 | 80,163,547.56 | 6.42% | 724 | 11.61% |
| 125,000 <=x< 150,000 | 75,320,138.90 | 6.03% | 556 | 8.92% |
| 150,000 <=x< 175,000 | 80,447,608.35 | 6.44% | 503 | 8.07% |
| 175,000 <=x< 200,000 | 88,381,227.76 | 7.08% | 474 | 7.60% |
| 200,000 <=x< 225,000 | 68,805,476.45 | 5.51% | 327 | 5.25% |
| 225,000 <=x< 250,000 | 67,285,447.88 | 5.39% | 286 | 4.59% |
| 250,000 <=x< 275,000 | 69,156,127.72 | 5.54% | 264 | 4.23% |
| 275,000 <=x< 300,000 | 57,035,813.97 | 4.57% | 200 | 3.21% |
| 300,000 <=x< 325,000 | 72,840,786.68 | 5.83% | 234 | 3.75% |
| 325,000 <=x< 350,000 | 47,818,437.17 | 3.83% | 142 | 2.28% |
| 350,000 <=x< 375,000 | 53,364,486.36 | 4.27% | 148 | 2.37% |
| 375,000 <=x | 365,284,830.66 | 29.26% | 744 | 11.93% |
| Total | 1,248,437,277.04 | 100.00% | 6,234 | 100.00% |



PMF 2024-2 PLC
Monthly Investor Report

February 2025

Portfolio Analysis

| Original LTV | Current Balance | Current Balance (%) | Number of Accounts | Number of Accounts (%) |
|---------------------|-------------------------|----------------------------|---------------------------|-------------------------------|
| 0 <=x< 70% | 154,857,790.97 | 12.40% | 750 | 12.03% |
| 70% <=x< 75% | 148,684,274.01 | 11.91% | 608 | 9.75% |
| 75% <=x< 80% | 832,055,760.87 | 66.65% | 4,189 | 67.20% |
| 80% <=x< 85% | 112,839,451.19 | 9.04% | 687 | 11.02% |
| 85% <=x< 90% | 0.00 | 0.00% | 0 | 0.00% |
| 90% <=x< 95% | 0.00 | 0.00% | 0 | 0.00% |
| 95% <=x< 100% | 0.00 | 0.00% | 0 | 0.00% |
| 100% <=x< 105% | 0.00 | 0.00% | 0 | 0.00% |
| 105% <=x | 0.00 | 0.00% | 0 | 0.00% |
| Total | 1,248,437,277.04 | 100.00% | 6,234 | 100.00% |

| Current LTV | Current Balance | Current Balance (%) | Number of Accounts | Number of Accounts (%) |
|--------------------|-------------------------|----------------------------|---------------------------|-------------------------------|
| 0 <=x< 70% | 171,056,938.15 | 13.70% | 918 | 14.73% |
| 70% <=x< 75% | 170,105,971.64 | 13.63% | 740 | 11.87% |
| 75% <=x< 80% | 799,029,788.68 | 64.00% | 3,932 | 63.07% |
| 80% <=x< 85% | 108,244,578.57 | 8.67% | 644 | 10.33% |
| 85% <=x< 90% | 0.00 | 0.00% | 0 | 0.00% |
| 90% <=x< 95% | 0.00 | 0.00% | 0 | 0.00% |
| 95% <=x< 100% | 0.00 | 0.00% | 0 | 0.00% |
| 100% <=x< 105% | 0.00 | 0.00% | 0 | 0.00% |
| 105% <=x | 0.00 | 0.00% | 0 | 0.00% |
| Total | 1,248,437,277.04 | 100.00% | 6,234 | 100.00% |



PMF 2024-2 PLC
Monthly Investor Report

February 2025

Portfolio Analysis

| Origination Year | Current Balance | Current Balance (%) | Number of Accounts | Number of Accounts (%) |
|------------------|-------------------------|---------------------|--------------------|------------------------|
| 2016 | 51,922,619.46 | 4.16% | 195 | 3.13% |
| 2017 | 125,182,612.42 | 10.03% | 475 | 7.62% |
| 2018 | 3,370,116.13 | 0.27% | 30 | 0.48% |
| 2019 | 8,431,887.48 | 0.68% | 76 | 1.22% |
| 2020 | 77,329,527.28 | 6.19% | 547 | 8.77% |
| 2021 | 0.00 | 0.00% | 0 | 0.00% |
| 2022 | 982,200,514.27 | 78.67% | 4,911 | 78.78% |
| 2023 | 0.00 | 0.00% | 0 | 0.00% |
| Total | 1,248,437,277.04 | 100.00% | 6,234 | 100.00% |

| Original Term (years) | Current Balance | Current Balance (%) | Number of Accounts | Number of Accounts (%) |
|-----------------------|-------------------------|---------------------|--------------------|------------------------|
| 0 <=x< 15 | 41,129,845.87 | 3.29% | 217 | 3.48% |
| 15 <=x< 17 | 58,242,752.53 | 4.67% | 277 | 4.44% |
| 17 <=x< 19 | 18,864,683.42 | 1.51% | 102 | 1.64% |
| 19 <=x< 21 | 193,862,267.30 | 15.53% | 936 | 15.01% |
| 21 <=x< 23 | 18,066,503.28 | 1.45% | 99 | 1.59% |
| 23 <=x< 25 | 22,631,665.75 | 1.81% | 106 | 1.70% |
| 25 <=x< 27 | 645,196,803.48 | 51.68% | 3,222 | 51.68% |
| 27 <=x< 29 | 9,455,982.50 | 0.76% | 51 | 0.82% |
| 29 <=x | 240,986,772.91 | 19.30% | 1,224 | 19.63% |
| Total | 1,248,437,277.04 | 100.00% | 6,234 | 100.00% |



PMF 2024-2 PLC
Monthly Investor Report

February 2025

Portfolio Analysis

| Remaining Term (years) | Current Balance | Current Balance (%) | Number of Accounts | Number of Accounts (%) |
|------------------------|-------------------------|---------------------|--------------------|------------------------|
| 0 <=x< 5 | 5,773,504.24 | 0.46% | 27 | 0.43% |
| 5 <=x< 8 | 31,714,619.23 | 2.54% | 159 | 2.55% |
| 8 <=x< 11 | 21,513,324.79 | 1.72% | 115 | 1.84% |
| 11 <=x< 14 | 76,858,145.18 | 6.16% | 342 | 5.49% |
| 14 <=x< 17 | 72,312,909.23 | 5.79% | 343 | 5.50% |
| 17 <=x< 20 | 231,814,002.47 | 18.57% | 1,091 | 17.50% |
| 20 <=x< 23 | 564,563,720.02 | 45.22% | 2,907 | 46.63% |
| 23 <=x< 26 | 15,212,851.77 | 1.22% | 92 | 1.48% |
| 26 <=x | 228,674,200.11 | 18.32% | 1,158 | 18.58% |
| Total | 1,248,437,277.04 | 100.00% | 6,234 | 100.00% |

| Repayment Type | Current Balance | Current Balance (%) | Number of Accounts | Number of Accounts (%) |
|----------------|-------------------------|---------------------|--------------------|------------------------|
| Repayment | 62,379,417.58 | 5.00% | 496 | 7.96% |
| Interest Only | 1,186,057,859.46 | 95.00% | 5,738 | 92.04% |
| Part & Part | 0.00 | 0.00% | 0 | 0.00% |
| Total | 1,248,437,277.04 | 100.00% | 6,234 | 100.00% |

| Current Interest | Current Balance | Current Balance (%) | Number of Accounts | Number of Accounts (%) |
|------------------|-------------------------|---------------------|--------------------|------------------------|
| 0.00% <=x< 2.50% | 0.00 | 0.00% | 0 | 0.00% |
| 2.50% <=x< 3.00% | 87,436,805.41 | 7.00% | 363 | 5.82% |
| 3.00% <=x< 3.25% | 205,499,881.54 | 16.46% | 883 | 14.16% |
| 3.25% <=x< 3.50% | 444,355,375.28 | 35.59% | 2,259 | 36.24% |
| 3.50% <=x< 3.75% | 214,645,241.14 | 17.19% | 1,058 | 16.97% |
| 3.75% <=x< 4.00% | 103,443,351.13 | 8.29% | 632 | 10.14% |
| 4.00% <=x< 4.25% | 31,956,473.08 | 2.56% | 140 | 2.25% |
| 4.25% <=x< 4.50% | 90,913,432.42 | 7.28% | 507 | 8.13% |
| 4.50% <=x< 4.75% | 22,910,030.53 | 1.84% | 130 | 2.09% |
| 4.75% <=x< 5.00% | 3,085,199.89 | 0.25% | 16 | 0.26% |
| 5.00% <=x | 44,191,486.62 | 3.54% | 246 | 3.95% |
| Total | 1,248,437,277.04 | 100.00% | 6,234 | 100.00% |



PMF 2024-2 PLC
Monthly Investor Report

February 2025

Portfolio Analysis

| Current Margin Over Rel | Current Balance | Current Balance (%) | Number of Accounts | Number of Accounts (%) |
|--------------------------------|-------------------------|----------------------------|---------------------------|-------------------------------|
| 0.00% <=x< 2.50% | 0.00 | 0.00% | 0 | 0.00% |
| 2.50% <=x< 3.00% | 87,436,805.41 | 7.00% | 363 | 5.82% |
| 3.00% <=x< 3.25% | 205,499,881.54 | 16.46% | 883 | 14.16% |
| 3.25% <=x< 3.50% | 444,355,375.28 | 35.59% | 2,259 | 36.24% |
| 3.50% <=x< 3.75% | 214,645,241.14 | 17.19% | 1,058 | 16.97% |
| 3.75% <=x< 4.00% | 103,443,351.13 | 8.29% | 632 | 10.14% |
| 4.00% <=x< 4.25% | 31,956,473.08 | 2.56% | 140 | 2.25% |
| 4.25% <=x< 4.50% | 90,913,432.42 | 7.28% | 507 | 8.13% |
| 4.50% <=x< 4.75% | 22,910,030.53 | 1.84% | 130 | 2.09% |
| 4.75% <=x< 5.00% | 3,085,199.89 | 0.25% | 16 | 0.26% |
| 5.00% <=x | 44,191,486.62 | 3.54% | 246 | 3.95% |
| Total | 1,248,437,277.04 | 100.00% | 6,234 | 100.00% |

| Interest Rate Index | Current Balance | Current Balance (%) | Number of Accounts | Number of Accounts (%) |
|----------------------------|-------------------------|----------------------------|---------------------------|-------------------------------|
| BBR | 1,248,437,277.04 | 100.00% | 6,234 | 100.00% |
| Other | 0.00 | 0.00% | 0 | 0.00% |
| Total | 1,248,437,277.04 | 100.00% | 6,234 | 100.00% |

| Loan Purpose | Current Balance | Current Balance (%) | Number of Accounts | Number of Accounts (%) |
|---------------------|-------------------------|----------------------------|---------------------------|-------------------------------|
| Purchase | 0.00 | 0.00% | 0 | 0.00% |
| Re-Mortgage | 669,650,757.00 | 53.64% | 3,042 | 48.80% |
| Right to Buy | 578,786,520.04 | 46.36% | 3,192 | 51.20% |
| Total | 1,248,437,277.04 | 100.00% | 6,234 | 100.00% |

| Buy-To-Let | Current Balance | Current Balance (%) | Number of Accounts | Number of Accounts (%) |
|-------------------|-------------------------|----------------------------|---------------------------|-------------------------------|
| Yes | 1,248,437,277.04 | 100.00% | 6,234 | 100.00% |
| No | 0.00 | 0.00% | 0 | 0.00% |
| Total | 1,248,437,277.04 | 100.00% | 6,234 | 100.00% |



PMF 2024-2 PLC
Monthly Investor Report

February 2025

Portfolio Analysis

| Arrears Multiple | Current Balance | Current Balance (%) | Number of Accounts | Number of Accounts (%) |
|------------------|-------------------------|---------------------|--------------------|------------------------|
| x <=0 | 1,246,364,057.01 | 99.83% | 6,226 | 99.87% |
| 0 <x< 1 | 53,471.17 | 0.00% | 1 | 0.02% |
| 1 <=x< 2 | 2,019,748.86 | 0.16% | 7 | 0.11% |
| 2 <=x<3 | 0.00 | 0.00% | 0 | 0.00% |
| 3 <=x | 0.00 | 0.00% | 0 | 0.00% |
| Total | 1,248,437,277.04 | 100.00% | 6,234 | 100.00% |

| Self-Certified Product | Current Balance | Current Balance (%) | Number of Accounts | Number of Accounts (%) |
|------------------------|-------------------------|---------------------|--------------------|------------------------|
| Yes | 0.00 | 0.00% | 0 | 0.00% |
| No | 1,248,437,277.04 | 100.00% | 6,234 | 100.00% |
| No Data | 0.00 | 0.00% | 0 | 0.00% |
| Total | 1,248,437,277.04 | 100.00% | 6,234 | 100.00% |

| First-time Buyer | Current Balance | Current Balance (%) | Number of Accounts | Number of Accounts (%) |
|------------------|-------------------------|---------------------|--------------------|------------------------|
| Yes | 13,609,076.91 | 1.09% | 78 | 1.25% |
| No | 1,218,071,190.36 | 97.57% | 6,092 | 97.72% |
| No Data | 16,757,009.77 | 1.34% | 64 | 1.03% |
| Total | 1,248,437,277.04 | 100.00% | 6,234 | 100.00% |

| Region | Current Balance | Current Balance (%) | Number of Accounts | Number of Accounts (%) |
|--------------------------|-------------------------|---------------------|--------------------|------------------------|
| East | 124,456,236.51 | 9.97% | 565 | 9.06% |
| East Midlands | 76,605,965.37 | 6.14% | 530 | 8.50% |
| London | 456,275,643.03 | 36.55% | 1,255 | 20.13% |
| North East | 24,298,748.01 | 1.95% | 310 | 4.97% |
| North West | 106,195,910.78 | 8.51% | 927 | 14.87% |
| Scotland | 22,794,719.27 | 1.83% | 204 | 3.27% |
| South East | 209,106,888.51 | 16.75% | 854 | 13.70% |
| South West | 65,435,844.73 | 5.24% | 323 | 5.18% |
| Wales | 25,771,466.11 | 2.06% | 210 | 3.37% |
| West Midlands | 87,474,029.75 | 7.01% | 592 | 9.50% |
| Yorkshire and the Humber | 50,021,824.97 | 4.01% | 464 | 7.44% |
| Total | 1,248,437,277.04 | 100.00% | 6,234 | 100.00% |



PMF 2024-2 PLC
Monthly Investor Report

February 2025

Portfolio Analysis

| Valuation Type | Current Balance | Current Balance (%) | Number of Accounts | Number of Accounts (%) |
|--|-------------------------|---------------------|--------------------|------------------------|
| Full, Internal and External Inspection | 1,248,148,918.59 | 99.98% | 6,233 | 99.98% |
| Other | 288,358.45 | 0.02% | 1 | 0.02% |
| Total | 1,248,437,277.04 | 100.00% | 6,234 | 100.00% |

| Year Built | Current Balance | Current Balance (%) | Number of Accounts | Number of Accounts (%) |
|-------------------|-------------------------|---------------------|--------------------|------------------------|
| x < 1900 | 103,833,821.41 | 8.32% | 461 | 7.39% |
| 1900 <= x < 1920 | 350,401,083.87 | 28.07% | 1,909 | 30.62% |
| 1920 <= x < 1940 | 231,712,147.19 | 18.56% | 886 | 14.21% |
| 1940 <= x < 1960 | 94,298,243.27 | 7.55% | 540 | 8.66% |
| 1960 <= x < 1980 | 155,357,844.12 | 12.44% | 834 | 13.38% |
| 1980 <= x < 2000 | 110,551,045.85 | 8.86% | 603 | 9.67% |
| 2000 <= x < 2002 | 23,773,262.67 | 1.90% | 114 | 1.83% |
| 2002 <= x < 2004 | 12,275,622.71 | 0.98% | 66 | 1.06% |
| 2004 <= x < 2006 | 20,913,263.96 | 1.68% | 121 | 1.94% |
| 2006 <= x <= 2013 | 145,320,941.99 | 11.64% | 700 | 11.23% |
| Total | 1,248,437,277.04 | 100.00% | 6,234 | 100.00% |

| Seasoning (years) | Current Balance | Current Balance (%) | Number of Accounts | Number of Accounts (%) |
|-------------------|-------------------------|---------------------|--------------------|------------------------|
| 0 <= x < 5 | 1,059,530,041.55 | 84.87% | 5,458 | 87.55% |
| 5 <= x < 6 | 8,431,887.48 | 0.68% | 76 | 1.22% |
| 6 <= x < 7 | 3,370,116.13 | 0.27% | 30 | 0.48% |
| 7 <= x | 177,105,231.88 | 14.19% | 670 | 10.75% |
| Total | 1,248,437,277.04 | 100.00% | 6,234 | 100.00% |

| Employment Type | Current Balance | Current Balance (%) | Number of Accounts | Number of Accounts (%) |
|-----------------|-------------------------|---------------------|--------------------|------------------------|
| Self Employed | 623,816,074.50 | 49.97% | 2,974 | 47.71% |
| Employed | 552,692,660.81 | 44.27% | 2,912 | 46.71% |
| Other | 71,928,541.73 | 5.76% | 348 | 5.58% |
| Total | 1,248,437,277.04 | 100.00% | 6,234 | 100.00% |



PMF 2024-2 PLC
Monthly Investor Report

February 2025

Portfolio Analysis

| | | | |
|----------------------------------|------------------|---|------------------|
| Date | 31/01/2025 | Weighted Average Seasoning (yrs) | 3.38 |
| Current Balance | 1,248,437,277.04 | Weighted Average Remaining Maturity (yrs) | 21.32 |
| Number of Accounts | 6,234 | Buy To Let | 1,248,437,277.04 |
| Average Loan Balance | 200,262.64 | Interest Only | 1,186,057,859.46 |
| Maximum Loan Balance | 1,473,195.02 | Weighted Average Original LTV | 73.83% |
| Weighted Average Interest Rate | 3.59% | Weighted Average Current LTV | 73.59% |
| Weighted Average Mortgage Margin | 3.59% | | |



DISCLAIMER

U.S. Bank Global Corporate Trust Limited is a limited company registered in England and Wales having the registration number 05521133 and a registered address of 125 Old Broad Street, Fifth Floor, London, EC2N 1AR. U.S. Bank Global Corporate Trust Limited, Dublin Branch is registered in Ireland with the Companies Registration Office under Reg. No. 909340 with its registered office at Block F1, Cherrywood Business Park, Cherrywood, Dublin 18, Ireland D18 W2X7. U.S. Bank Global Corporate Trust Limited is a Trust Corporation and not a banking institution and is not authorised to carry on banking business in the United Kingdom, Ireland or any other jurisdiction.